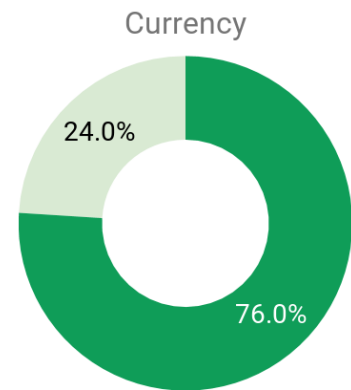

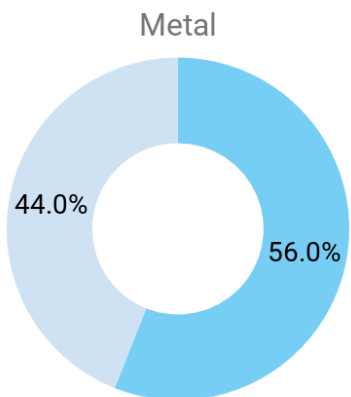
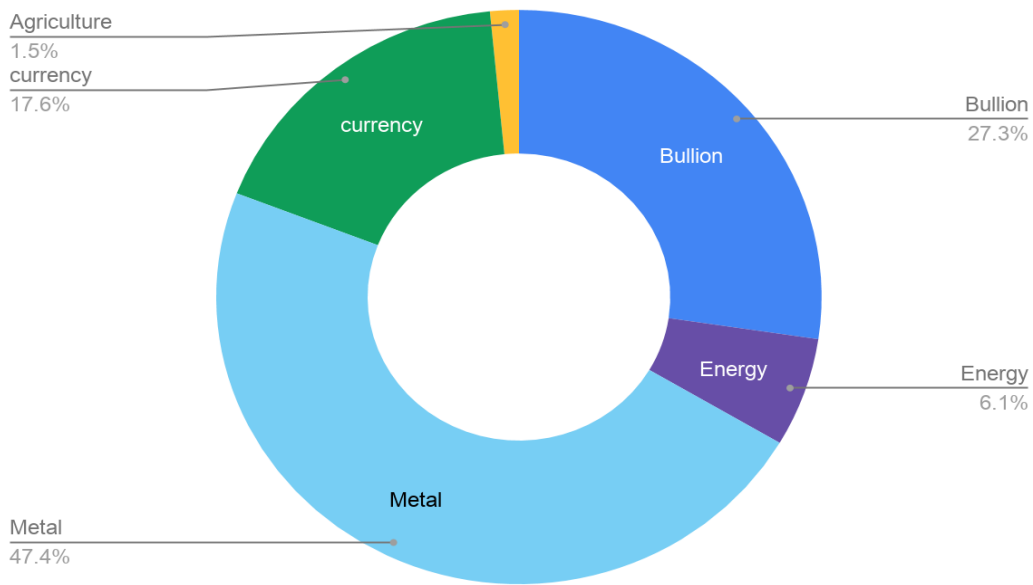


Commodity Technical Calls Performance Dashboard- April-2019

Product	Profit	Loss	Net Profit	Positive Trade	Negative Trade	Max Gain	Max Loss	Winning Ratio	Losing Ratio
Bullion	53500	-48000	5500	4	4	20000	-12000	50.00%	50.00%
Energy	12000	-7800	4200	3	2	6000	-6000	60.00%	40.00%
Metal	92750	-54000	38750	14	11	15000	-6000	56.00%	44.00%
currency	34400	-10600	23800	22	7	2800	-1600	76.00%	24.00%
Agriculture	3000	0	3000	1	0	3000	0	100.00%	0.00%
Total	195650	-120400	75250	44	24				



Bullion

Date	Commodity	Indication	CMP	Stop loss	Targets	Exit	Total P&L (RS.)*
01/04/19	Gold	Buy	31980	31860	32185	31860	-12000
08/04/19	Gold	Buy	32110	31990	32315	32175	6500
11/04/19	Gold	Buy	32050	31930	33255	31930	-12000
12/04/19	Gold	Buy	31955	31835	32160	31835	-12000
24/04/19	Gold	Buy	31610	31490	31815	31815	20000
25/04/19	Gold	Buy	31760	31640	31970	31970	20000
26/04/19	Gold	Buy	31920	31800	32130	31990	7000
30/04/19	Gold	Buy	31860	31740	32065	31740	-12000

*Investment Minimum 1 Lots

Total Profit: 53500/-

Total Loss : 48000/-

Net Profit: 5500/-

Energy

Date	Commodity	Indication	CMP	Stop loss	Targets	Exit	Total P&L (RS.)*
04/04/19	Crude Oil	Buy	4300	4240	4395	4330	3000
09/04/19	Crude Oil	Buy	4495	4435	4590	4435	-6000
09/04/19	Crude 4500 CE	Buy	63	45	95	45	-1800
11/04/19	Crude Oil	Sell	4435	4500	4345	4405	3000
24/04/19	Crude Oil	Buy	4630	4570	4720	4690	6000

*Investment Minimum 1 Lots

Total Profit: 12000/-

Total Loss : 7800/-

Net Profit: 4200/-

Metal

Date	Commodity	Indication	CMP	Stop loss	Targets	Exit	Total P&L (RS.)*
01/04/19	Nickel	Buy	921.5	909.5	941.5	909.5	-3000
01/04/19	Copper	Buy	454.6	450.6	460.6	450.6	-4000
01/04/19	Lead	Buy	141.65	140.45	143.65	140.45	-6000
01/04/19	Zinc	Buy	225.2	224	227.2	225.8	3000
02/04/19	Copper	Sell	448.6	452.6	442.6	446.6	2000
03/04/19	Nickel	Buy	916	902	936	922	1500
03/04/19	Zinc	Buy	223.1	221.9	225.1	225.1	10000
04/04/19	Zinc	Buy	225.5	224.3	227.5	227.5	10000
04/04/19	Nickel	Buy	916.5	904.5	936.5	904.5	-3000
04/04/19	Lead	Buy	139	137.8	141	137.8	-6000
05/04/19	Zinc	Buy	226.75	225.55	228.75	227.35	3000
05/04/19	Copper	Buy	447.35	443.35	452.35	443.35	-4000
08/04/19	Zinc	Buy	228.95	227.75	230.95	227.75	-6000
11/04/19	Lead	Buy	134.8	133.6	136.8	133.6	-6000
15/04/19	Zinc	Buy	229.45	228.25	231.45	230.1	3250
16/04/19	Lead	Buy	135.7	134.5	137.7	134.5	-6000
16/04/19	Zinc	Sell	227.75	228.95	225.75	225.75	10000
17/04/19	Zinc	Buy	226.55	225.35	228.55	227.15	3000
17/04/19	Lead	Buy	134.6	133.4	136.6	135.2	3000
18/04/19	Zinc	Buy	224.9	223.7	226.9	223.7	-6000
23/04/19	Copper	Buy	447.85	443.85	453.85	443.85	-4000
25/04/19	Zinc	Buy	229.1	227.8	231.3	231.3	10000
26/04/19	Zinc	Buy	227.2	225.9	229.2	228	4000
04/04/19	Zinc-Zincmini	Buy	21.1	24.1	19.1	24.1	15000
11/04/19	Zinc-Zincmini	Buy	21.9	24.9	20.4	24.9	15000

*Investment Minimum 1 Lots

Total Profit: 92750/-

Total Loss : 54000/-

Net Profit: 38750/-

Currency							
Date	Commodity	Indication	CMP	Stop loss	Targets	Exit	Total P&L (RS.)*
02/04/19	USDINR	Buy	69.5	69.35	69.77	69.35	-1500
04/04/19	USDINR	Sell	68.91	69.07	68.65	69.07	-1600
04/04/19	EURINR	Buy	77.95	77.8	78.12	78.12	1700
05/04/19	USDINR	Buy	69.41	69.26	69.49	69.49	800
05/04/19	GBPINR	Buy	91.05	90.9	91.2	91.2	1500
05/04/19	EURINR	Buy	78.09	77.94	78.26	78.26	1700
08/04/19	GBPINR	Buy	91.18	91.03	91.34	91.34	1600
08/04/19	EURINR	Buy	78.42	78.27	78.7	78.7	2800
08/04/19	USDINR	Buy	69.73	69.58	69.81	69.81	800
09/04/16	EURINR	Buy	78.8	78.65	78.88	78.88	800
09/04/19	GBPINR	Buy	91.46	91.31	91.75	91.31	-1500
10/04/19	USDINR	Buy	69.38	69.23	69.65	69.54	1600
10/04/19	GBPINR	Buy	90.75	90.6	91	91	2500
10/04/19	EURINR	Buy	78.34	78.19	78.6	78.6	2600
11/04/19	EURINR	Sell	78.14	78.3	77.9	78	1400
12/04/19	GBPINR	Buy	90.74	90.59	91	90.9	1600
12/04/19	EURINR	Buy	78.39	78.24	78.65	78.65	2600
12/04/19	USDINR	Buy	69.34	69.19	69.6	69.5	1600
15/04/19	GBPINR	Buy	91	90.85	91.27	90.85	-1500
16/04/19	USDINR	Buy	69.59	69.44	69.85	69.75	1600
16/04/19	GBPINR	Buy	91.2	90.05	91.45	91.36	1600
16/04/19	EURINR	Buy	78.83	78.68	79.09	78.91	800
18/04/19	USDINR	Buy	69.54	69.39	69.82	69.65	900
22/04/19	USDINR	Sell	69.75	69.91	69.45	69.65	1000
24/04/19	USDINR	Buy	69.89	69.74	70.3	70	1100
25/04/19	USDINR	Buy	70.37	70.22	70.65	70.55	1800
26/04/19	USDINR	Buy	70.48	70.33	70.75	70.33	-1500
26/04/19	EURINR	Buy	78.76	78.6	79.05	78.6	-1500
30/04/19	USDINR	Buy	70.12	69.97	70.43	70.33	-1500

*Investment Minimum 10 Lots

Total Profit: 34400/-

Total Loss : 10600/-

Net Profit: 23800/-

Agriculture

Date	Commodity	Indication	CMP	Stop loss	Targets	Exit	Total P&L (RS.)*
03/04/19	Guarseed	Buy	4425	4365	4520	4255	3000

*Investment Minimum 1 Lots

Total Profit: 3000/-

Total Loss : 0/-

Net Profit: 3000/-

MSFL Disclaimer:

All information/opinion contained/expressed herein above by MSFL has been based upon information available to the public and the sources, we believe, to be reliable, but we do not make any representation or warranty as to its accuracy, completeness or correctness. Neither MSFL nor any of its employees shall be in any way responsible for the contents. Opinions expressed are subject to change without notice. This document does not have regard to the specific investment objectives, financial situation and the particular needs of any specific person who may receive this document. This document is for the information of the addressees only and is not to be taken in substitution for the exercise of judgment by the addressees. All information contained herein above must be construed solely as statements of opinion of MSFL at a particular point of time based on the information as mentioned above and MSFL shall not be liable for any losses incurred by users from any use of this publication or its contents. "For information only, not solicitation to trade, refer website disclaimer before trading"

Analyst Declaration:

We, **MSFL Research Team**, hereby certify that the views expressed in this report are purely our views taken in an unbiased manner out of information available to the public and believing it to be reliable. No part of our compensation is or was or in future will be linked to specific view/s or recommendation(s) expressed by us in this research report. All the views expressed herewith are our personal views on all the aspects covered in this report.

MSFL Investment Rating:

The ratings below have been prescribed on a potential returns basis with a timeline of up to 12 months. At times, the same may fall out of the price range due to market price movements and/or volatility in the short term. The same shall be reviewed from time to time by MSFL. The addressee(s) decision to buy or sell a security should be based upon his/her personal investment objectives and should be made only after evaluating the stocks' expected performance and associated risks.

Rating Expected Return**Key ratings:**

Buy	> 15%
Accumulate	5 to 15%
Hold	- 5 to 5%
Sell	< - 5%
Not Rated	-

SEBI Registration No.: INH000002186**Research Team:**

Sr. No.	Name	Designation	Mail Id
1	Krushndas Gondaliya	AVP	krushnadas.gondaliya@marwadionline.net
Technical Team			
1	Milan Kakkad	Asst. Manager	Milan.kakkad@msflibg.in
2	Meet Joshi	Sr. Research Analyst	Meet.joshi@msflibg.in
3	Rajesh Chovatiya	Research Analyst	Rajesh.chovatiya@msflibg.in
4	Narendra Sanchaniya	Research Associate	Narendra.sanchaniya@msflibg.in
5	Gopal Sarvaiya	Research Associate	Gopal.sarvaiya@msflibg.in
Fundamental Team			
1	Komal Maheshwari	Research Analyst	Komal.maheshwari@msflibg.in

Marwadi Shares & Finance Limited**Registered Office**

**Marwadi Financial Plaza, Nana Mava Main Road,
Off. 150 Ft. Ring Road, Rajkot – 360 005.
Tel : +91 281 7174000**