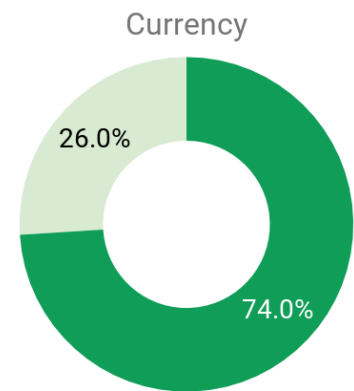
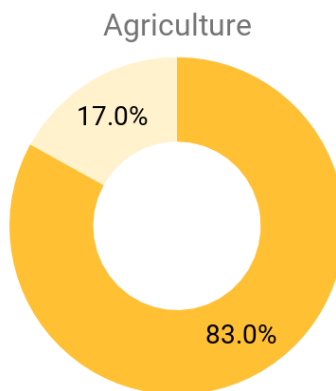
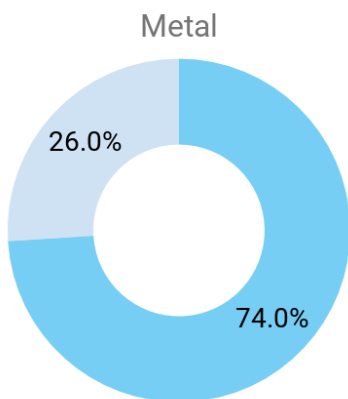
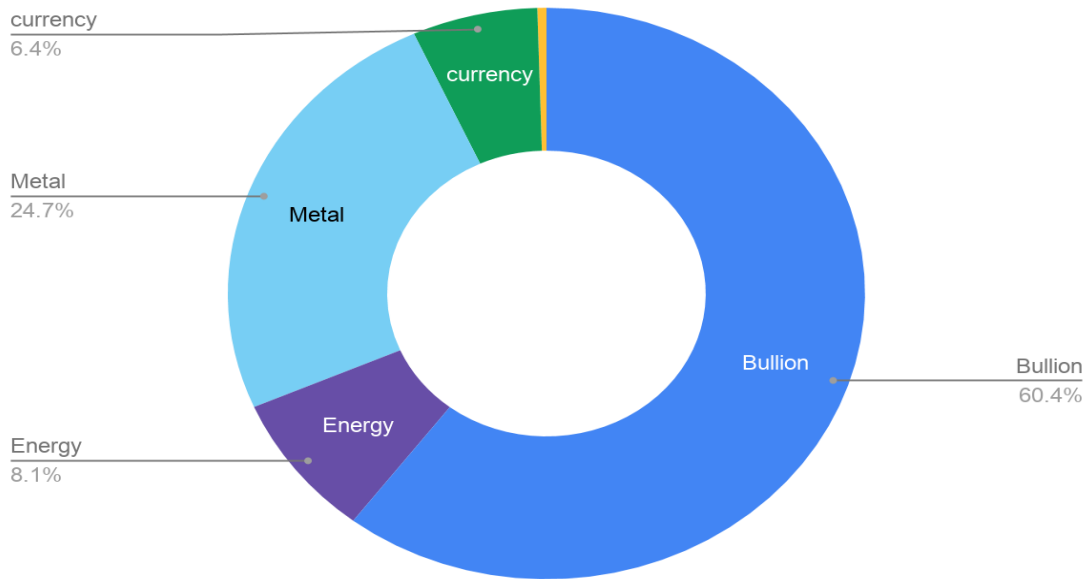


Commodity Technical Calls Performance Scoreboard- August-2019

| Product | Profit | Loss | Net Profit | Positive Trade | Negative Trade | Max Gain | Max Loss | Winning Ratio | Losing Ratio |
|--------------|-----------------|----------------|-----------------|----------------|----------------|----------|----------|---------------|--------------|
| Bullion | 277080 | -25700 | 251380 | 23 | 3 | 20500 | -12200 | 88.00% | 12.00% |
| Energy | 37300 | -39850 | -2550 | 9 | 8 | 9300 | -6300 | 53.00% | 47.00% |
| Metal | 113212.5 | -36175 | 77037 | 26 | 9 | 12500 | -6000 | 74.00% | 26.00% |
| currency | 29250 | -9400 | 19850 | 17 | 6 | 2700 | -1600 | 74.00% | 26.00% |
| Agriculture | 2100 | -400 | 1700 | 5 | 1 | 1150 | -400 | 83.00% | 17.00% |
| Total | 458942.5 | -111525 | 347417.5 | 80 | 27 | | | | |



Bullion

| Date | Commodity | Indication | CMP | Stop loss | Targets | Exit | Total P&L (RS.)* |
|----------|-----------|------------|-------|-----------|---------|-------|------------------|
| 02/08/19 | Silver | Buy | 41060 | 40660 | 41660 | 41360 | 9000 |
| 05/08/19 | Silver | Buy | 42400 | 42000 | 43020 | 42570 | 5100 |
| 06/08/19 | Gold | Buy | 37158 | 37035 | 37360 | 37360 | 20200 |
| 06/08/19 | Silver | Buy | 42305 | 41900 | 42910 | 42485 | 5400 |
| 07/08/19 | Silver | Buy | 43025 | 42620 | 43630 | 43630 | 18150 |
| 07/08/19 | Gold | Buy | 37725 | 37600 | 37930 | 37930 | 20500 |
| 12/08/19 | Gold | Sell | 38230 | 38355 | 38025 | 38155 | 7500 |
| 13/08/19 | Gold | Buy | 38387 | 38265 | 38590 | 38590 | 20300 |
| 13/08/19 | Silver | Buy | 44435 | 44030 | 45040 | 44030 | -12150 |
| 16/08/19 | Gold | Buy | 37892 | 37770 | 38100 | 37960 | 6800 |
| 16/08/19 | Silver | Buy | 43885 | 43480 | 44480 | 43840 | -1350 |
| 19/08/19 | Gold | Buy | 37752 | 37630 | 37955 | 37815 | 6300 |
| 19/08/19 | Silver | Buy | 43365 | 42960 | 43960 | 43520 | 4650 |
| 20/08/19 | Gold | Buy | 37732 | 37610 | 37935 | 37935 | 20300 |
| 20/08/19 | Silver | Buy | 43365 | 42960 | 43960 | 43720 | 10650 |
| 21/08/19 | Gold | Buy | 37932 | 37810 | 38135 | 37995 | 6300 |
| 21/08/19 | Silver | Buy | 43735 | 43330 | 44340 | 43816 | 2430 |
| 22/08/19 | Silver | Buy | 43775 | 43370 | 44380 | 43930 | 4650 |
| 23/08/19 | Gold | Buy | 38072 | 37950 | 38275 | 38275 | 20300 |
| 27/08/19 | Gold | Buy | 38825 | 38700 | 39030 | 39030 | 20500 |
| 28/08/19 | Silver | Buy | 45935 | 45530 | 46540 | 46540 | 18150 |
| 28/08/19 | Gold | Buy | 39092 | 38970 | 39295 | 39215 | 12300 |
| 29/08/19 | Silver | Buy | 46845 | 46440 | 47450 | 47300 | 13650 |
| 29/08/19 | Gold | Buy | 39237 | 39115 | 39440 | 39370 | 13300 |
| 30/08/19 | Silver | Buy | 46725 | 46320 | 47330 | 47080 | 10650 |
| 30/08/19 | Gold | Buy | 38892 | 38770 | 39095 | 38770 | -12200 |

*Investment Minimum 1 Lots

Total Profit: 277080/-
Total Loss : 25700/-
Net Profit: 251380/-

Energy

| Date | Commodity | Indication | CMP | Stop loss | Targets | Exit | Total P&L (RS.)* |
|----------|-------------|------------|-------|-----------|---------|-------|------------------|
| 02/08/19 | Crude Oil | Sell | 3815 | 3875 | 3720 | 3875 | -6000 |
| 05/08/19 | Crude Oil | Buy | 3900 | 3840 | 3995 | 3935 | 3500 |
| 05/08/19 | Natural Gas | Buy | 147.3 | 143.7 | 153.7 | 149.5 | 2750 |
| 06/08/19 | Natural Gas | Sell | 147.9 | 151.9 | 141.9 | 151.9 | -5000 |
| 06/08/19 | Crude Oil | Buy | 3908 | 3845 | 4000 | 3859 | -4900 |
| 08/08/19 | Crude Oil | Sell | 3697 | 3760 | 3605 | 3760 | -6300 |
| 12/08/19 | Natural Gas | Sell | 151.8 | 155.8 | 145.8 | 150.2 | 2000 |
| 13/08/19 | Crude Oil | Buy | 3932 | 3870 | 4025 | 4025 | 9300 |
| 13/08/19 | Natural Gas | Sell | 150 | 154 | 144 | 154 | -5000 |
| 14/08/19 | Crude Oil | Buy | 4012 | 3950 | 4105 | 3950 | -6200 |
| 19/08/19 | Crude Oil | Sell | 3952 | 4015 | 3860 | 3920 | 3200 |
| 20/08/19 | Natural Gas | Buy | 159.1 | 155.1 | 165.1 | 158.9 | -250 |
| 21/08/19 | Crude Oil | Buy | 4057 | 3995 | 4150 | 4090 | 3300 |
| 27/08/19 | Natural Gas | Sell | 160.3 | 164.3 | 154.3 | 156.9 | 4250 |
| 27/08/19 | Crude Oil | Buy | 3897 | 3835 | 3990 | 3927 | 3000 |
| 29/08/19 | Crude Oil | Buy | 4025 | 3965 | 4115 | 4085 | 6000 |
| 30/08/19 | Crude Oil | Buy | 4047 | 3985 | 4140 | 3985 | -6200 |

*Investment Minimum 1 Lots

Total Profit: 37300/-

Total Loss : 39850/-

Net Profit: -2550/-

Metal

| Date | Commodity | Indication | CMP | Stop loss | Targets | Exit | Total P&L (RS.)* |
|----------|-----------|------------|---------|-----------|---------|--------|------------------|
| 01/08/19 | Aluminium | Sell | 140.25 | 141.45 | 138.25 | 139.65 | 3000 |
| 01/08/19 | Zinc | Sell | 190.8 | 192 | 188.8 | 190.3 | 3000 |
| 05/08/19 | Lead | Sell | 152.35 | 153.55 | 150.35 | 153.55 | -6000 |
| 05/08/19 | Nickel | Buy | 1060 | 1048 | 1080 | 1068 | 2000 |
| 06/08/19 | Lead | Buy | 154.05 | 152.85 | 156.05 | 156.05 | 10000 |
| 06/08/19 | Nickel | Buy | 1062.1 | 1050.1 | 1082.1 | 1070 | 1975 |
| 06/08/19 | Zinc | Buy | 189 | 187.8 | 191 | 187.8 | -6000 |
| 07/08/19 | Nickel | Buy | 1050.7 | 1038.5 | 1073 | 1073 | 5575 |
| 08/08/19 | Zinc | Sell | 184.5 | 185.7 | 182.5 | 184 | 2500 |
| 08/08/19 | Aluminium | Sell | 139.9 | 141.1 | 137.9 | 140.25 | -1750 |
| 08/08/19 | Copper | Buy | 444.2 | 440.2 | 450.2 | 446.2 | 5000 |
| 08/08/19 | Nickel | Buy | 1105.6 | 1093.5 | 1126 | 1126 | 5100 |
| 09/08/19 | Nickel | Buy | 1121.6 | 1109.5 | 1142 | 1109.5 | -3025 |
| 09/08/19 | Zinc | Buy | 184.35 | 183.15 | 186.35 | 184.85 | 2500 |
| 12/08/19 | Nickel | Buy | 1117.25 | 1103 | 1137.5 | 1123.5 | 1562.5 |
| 13/08/19 | Nickel | Buy | 1121.2 | 1109.2 | 1141.2 | 1133.2 | 3000 |
| 13/08/19 | Zinc | Buy | 185.05 | 183.85 | 187.55 | 187.55 | 12500 |
| 13/08/19 | Lead | Buy | 153.85 | 152.65 | 155.85 | 155.85 | 10000 |
| 16/08/19 | Nickel | Buy | 1134.6 | 1122.6 | 1154.6 | 1140.6 | 1500 |
| 16/08/19 | Zinc | Buy | 184.5 | 183.3 | 186.5 | 185.1 | 3000 |
| 19/08/19 | Nickel | Buy | 1131.5 | 1119.5 | 1151.5 | 1119.5 | -3000 |
| 19/08/19 | Lead | Buy | 153 | 151.8 | 155 | 153.6 | 3000 |
| 20/08/19 | Zinc | Buy | 183.8 | 182.6 | 185.8 | 182.6 | -6000 |
| 20/08/19 | Nickel | Buy | 1120 | 1108 | 1140 | 1140 | 5000 |
| 21/08/19 | Copper | Sell | 446.2 | 450.2 | 440.2 | 445.8 | 1000 |
| 21/08/19 | Nickel | Buy | 1120.5 | 1108.5 | 1140.5 | 1126.5 | 1500 |
| 22/08/19 | Nickel | Buy | 1115.2 | 1103.2 | 1135.2 | 1121.2 | 1500 |
| 23/08/19 | Zinc | Sell | 181 | 182.2 | 179 | 182.2 | -6000 |
| 23/08/19 | Nickel | Buy | 1124 | 1112 | 1144 | 1118.4 | -1400 |
| 27/08/19 | Nickel | Buy | 1129.5 | 1117.5 | 1149.5 | 1117.5 | -3000 |

Metal

| Date | Commodity | Indication | CMP | Stop loss | Targets | Exit | Total P&L (RS.)* |
|----------|-----------|------------|--------|-----------|---------|--------|------------------|
| 28/08/19 | Nickel | Buy | 1122.2 | 1110.2 | 1142.2 | 1142.2 | 5000 |
| 28/08/19 | Copper | Buy | 444.2 | 440.2 | 450.2 | 446 | 4500 |
| 29/08/19 | Nickel | Buy | 1155.2 | 1143.2 | 1175.2 | 1175.2 | 5000 |
| 30/08/19 | Nickel | Buy | 1165.2 | 1153.2 | 1185.2 | 1185.2 | 5000 |
| 30/08/19 | Copper | Sell | 445.4 | 449.4 | 439.4 | 441.6 | 9500 |

*Investment Minimum 1 Lots

Total Profit: 113212/-

Total Loss : 36175/-

Net Profit: 77037/-

Currency

| Date | Commodity | Indication | CMP | Stop loss | Targets | Exit | Total P&L (RS.)* |
|----------|-----------|------------|--------|-----------|---------|-------|------------------|
| 06/08/19 | USDINR | Buy | 70.805 | 70.65 | 71.07 | 70.97 | 1650 |
| 06/08/19 | GBPINR | Buy | 86.315 | 86.16 | 86.58 | 86.58 | 2650 |
| 07/08/19 | USDINR | Buy | 70.985 | 70.83 | 71.25 | 71.02 | 350 |
| 08/08/19 | USDINR | Buy | 70.935 | 70.78 | 71.2 | 71.02 | 850 |
| 09/08/19 | GBPINR | Sell | 85.76 | 85.92 | 85.49 | 85.67 | 900 |
| 09/08/19 | USDINR | Sell | 70.605 | 70.76 | 70.34 | 70.76 | -1550 |
| 13/08/19 | EURINR | Sell | 79.655 | 79.81 | 79.39 | 79.81 | -1550 |
| 13/08/19 | GBPINR | Buy | 86 | 85.85 | 86.27 | 86.17 | 1700 |
| 14/08/19 | USDINR | Buy | 71.125 | 70.97 | 71.39 | 71.39 | 2650 |
| 14/08/19 | GBPINR | Buy | 85.855 | 85.7 | 86.12 | 86.12 | 2650 |
| 14/08/19 | EURINR | Buy | 79.785 | 79.62 | 80.05 | 79.95 | 1650 |
| 19/08/19 | GBPINR | Buy | 86.6 | 86.44 | 86.87 | 86.87 | 2700 |
| 19/08/19 | USDINR | Buy | 71.325 | 71.17 | 71.59 | 71.49 | 1650 |
| 19/08/19 | EURINR | Buy | 79.215 | 79.06 | 79.48 | 79.48 | 2650 |
| 19/08/19 | EURINR | Buy | 79.43 | 79.27 | 79.7 | 79.44 | 100 |
| 20/08/19 | USDINR | Buy | 71.705 | 71.55 | 71.97 | 71.79 | 850 |
| 20/08/19 | EURINR | Buy | 79.57 | 79.41 | 79.84 | 79.66 | 900 |
| 21/08/19 | USDINR | Buy | 71.615 | 71.46 | 71.88 | 71.46 | -1550 |
| 22/08/19 | USDINR | Buy | 71.735 | 71.58 | 72 | 72 | 2650 |
| 22/08/19 | GBPINR | Buy | 87.04 | 86.88 | 87.31 | 87.31 | 2700 |
| 27/08/19 | GBPINR | Buy | 87.76 | 87.6 | 88.03 | 87.6 | -1600 |
| 27/08/19 | EURINR | Buy | 79.735 | 79.58 | 80 | 79.58 | -1550 |
| 28/08/19 | GBPINR | Buy | 88.41 | 88.25 | 88.68 | 88.25 | -1600 |

*Investment Minimum 10 Lots

Total Profit: 29250/-

Total Loss : 9400/-

Net Profit: 19850/-

Agriculture

| Date | Commodity | Indication | CMP | Stop loss | Targets | Exit | Total P&L (RS.)* |
|----------|-----------|------------|------|-----------|---------|--------|------------------|
| 05/08/19 | Chana | Sell | 4273 | 4333 | 4079 | 4273 | 0 |
| 09/08/19 | Guarseed | Buy | 4412 | 4350 | 4500 | 4423.5 | 1150 |
| 09/08/19 | Chana | Buy | 4285 | 4224 | 4376 | 4281 | -400 |
| 19/08/19 | Chana | Sell | 4262 | 4225 | 4170 | 4259 | 300 |
| 19/08/19 | Rmseed | Sell | 3942 | 4005 | 3850 | 3937 | 500 |
| 27/08/19 | Castor | Buy | 5747 | 5685 | 5840 | 5750 | 150 |

*Investment Minimum 1 Lots

Total Profit: 2100/-

Total Loss : 400/-

Net Profit: 1700/-

MSFL Disclaimer:

All information/opinion contained/expressed herein above by MSFL has been based upon information available to the public and the sources, we believe, to be reliable, but we do not make any representation or warranty as to its accuracy, completeness or correctness. Neither MSFL nor any of its employees shall be in any way responsible for the contents. Opinions expressed are subject to change without notice. This document does not have regard to the specific investment objectives, financial situation and the particular needs of any specific person who may receive this document. This document is for the information of the addressees only and is not to be taken in substitution for the exercise of judgment by the addressees. All information contained herein above must be construed solely as statements of opinion of MSFL at a particular point of time based on the information as mentioned above and MSFL shall not be liable for any losses incurred by users from any use of this publication or its contents. "For information only, not solicitation to trade, refer website disclaimer before trading"

Analyst Declaration:

We, **MSFL Research Team**, hereby certify that the views expressed in this report are purely our views taken in an unbiased manner out of information available to the public and believing it to be reliable. No part of our compensation is or was or in future will be linked to specific view/s or recommendation(s) expressed by us in this research report. All the views expressed herewith are our personal views on all the aspects covered in this report.

MSFL Investment Rating:

The ratings below have been prescribed on a potential returns basis with a timeline of up to 12 months. At times, the same may fall out of the price range due to market price movements and/or volatility in the short term. The same shall be reviewed from time to time by MSFL. The addressee(s) decision to buy or sell a security should be based upon his/her personal investment objectives and should be made only after evaluating the stocks' expected performance and associated risks.

Rating Expected Return**Key ratings:**

| | |
|------------|-----------|
| Buy | > 15% |
| Accumulate | 5 to 15% |
| Hold | - 5 to 5% |
| Sell | < - 5% |
| Not Rated | - |

SEBI Registration No.: INH000002186**Research Team:**

| Sr.No. | Name | Designation | Mail Id |
|------------------|---------------------|----------------------|--|
| 1 | Krushndas Gondaliya | AVP | krushnadas.gondaliya@marwadionline.net |
| Technical Team | | | |
| 1 | Meet Joshi | Sr. Research Analyst | Meet.joshi@marwadigroup.in |
| 2 | Rajesh Chovatiya | Research Analyst | Rajesh.chovatiya@marwadigroup.in |
| 3 | Narendra Sanchaniya | Research Associate | Narendra.sanchaniya@marwadigroup.in |
| 4 | Gopal Sarvaiya | Research Associate | Gopal.sarvaiya@marwadigroup.in |
| 5 | Manharsinh Jadeja | Research Associate | Manharsinh.jadeja@marwadigroup.in |
| Fundamental Team | | | |
| 1 | Komal Maheshwari | Research Analyst | Komal.maheshwari@marwadionline.in |

Marwadi Shares & Finance Limited**Registered Office**

**Marwadi Financial Plaza, Nana Mava Main Road,
Off. 150 Ft. Ring Road, Rajkot – 360 005.
Tel : +91 281 7174000**