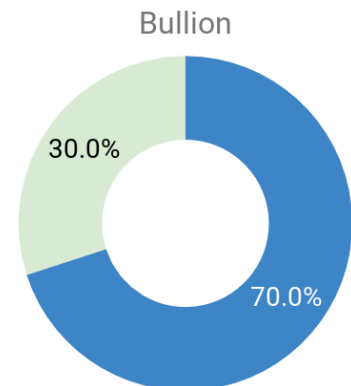
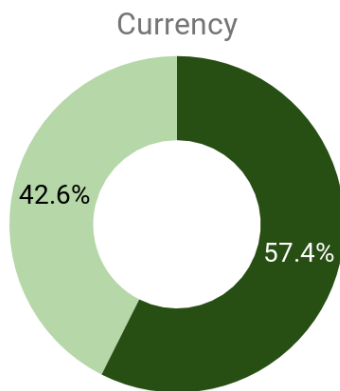
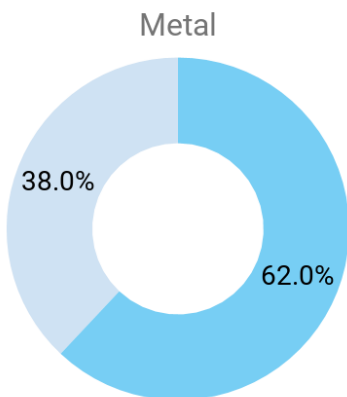
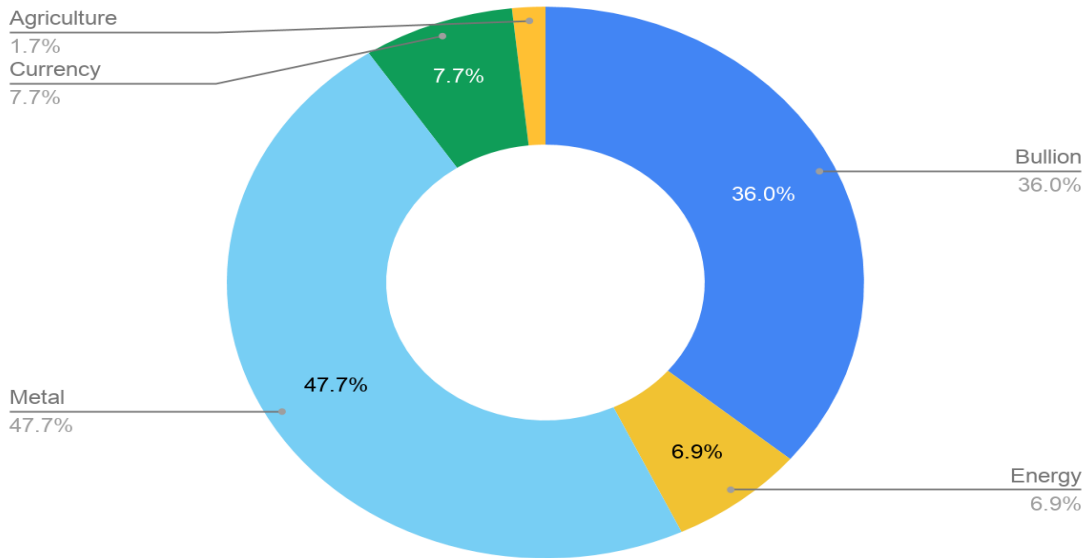


Commodity Technical Calls Performance Scoreboard-December -2019

Product	Profit	Loss	Net Profit	Positive Trade	Negative Trade	Max Gain	Max Loss	Winning Ratio	Losing Ratio
Bullion	132720	-46350	86370	16	7	20500	-12500	70.00%	30.00%
Energy	25500	-17400	8100	8	3	6200	-6300	73.00%	27.00%
Metal	175475	-70300	105175	16	10	21000	-12375	62.00%	38.00%
Currency	28275	-20800	7475	23	17	3100	-1550	58.00%	43.00%
Agriculture	6200	-3200	3000	2	2	6200	-1600	50.00%	50.00%
Total	368170	-158050	210120	65	39				



Bullion

Date	Commodity	Indication	CMP	Stop loss	Targets	Exit	Total P&L (RS.)*
02/12/19	Gold	Buy	37827	37705	38030	37960	13300
03/12/19	Gold	Buy	38095	37970	38300	38300	20500
04/12/19	Gold	Buy	38405	38280	38610	38280	-12500
04/12/19	Silver	Buy	45505	45100	46110	45660	4650
05/12/19	Gold	Sell	38127	38250	37925	37995	13200
06/12/19	Gold	Sell	38027	38150	37825	37825	20200
06/12/19	Silver	Sell	44385	44790	43780	43780	18150
09/12/19	Silver	Buy	43635	43230	44230	43512	-3690
10/12/19	Gold	Buy	37657	37535	37860	37572	-8500
11/12/19	Gold	Sell	37567	37690	37365	37690	-12300
13/12/19	Silver	Buy	44135	43730	44740	44290	4650
17/12/19	Gold	Buy	37892	37770	38095	37955	1890
18/12/19	Silver	Buy	44525	44120	45130	44460	-1950
20/12/19	Gold	Buy	38007	37885	38210	38070	1890
20/12/19	Silver	Buy	44745	44340	45350	44900	4650
23/12/19	Gold	Buy	38097	37975	38300	38230	3990
23/12/19	Silver	Buy	45215	44810	45820	45570	10650
24/12/19	Gold	Buy	38362	38240	38565	38565	6090
26/12/19	Gold	Buy	38777	38655	38980	38910	3990
26/12/19	Silver	Buy	47025	46620	47620	47180	4650
27/12/19	Gold	Buy	38935	38810	39140	38810	-3750
30/12/19	Silver	Buy	46875	46470	47480	46884	270
30/12/19	Gold	Buy	39027	38905	39230	38905	-3660

*Investment Minimum 1 Lots

Total Profit:132720/-
Total Loss : 46350/-
Net : 86370/-

Energy

Date	Commodity	Indication	CMP	Stop loss	Targets	Exit	Total P&L (RS.)*
03/12/19	Crude Oil	Sell	3990	4050	3900	4039	-4900
05/12/19	Crude Oil	Buy	4185	4125	4275	4215	3000
06/12/19	Crude Oil	Sell	4137	4200	4045	4200	-6300
09/12/19	Crude Oil	Sell	4175	4235	4085	4145	3000
11/12/19	Crude Oil	Buy	4187	4125	4280	4125	-6200
16/12/19	Crude Oil	Buy	4252	4190	4345	4274	2200
24/12/19	Crude Oil	Buy	4322	4260	4415	4355	3300
26/12/19	Crude Oil	Buy	4375	4315	4465	4405	3000
27/12/19	Crude Oil	Buy	4405	4345	4495	4420	1500
30/12/19	Crude Oil	Buy	4412	4350	4505	4445	3300
31/12/19	Crude Oil	Sell	4392	4455	4300	4330	6200

*Investment Minimum 1 Lots

Total Profit: 25500/-

Total Loss :17400/-

Net Profit: 8100/-

Metal

Date	Commodity	Indication	CMP	Stop loss	Targets	Exit	Total P&L (RS.)*
02/12/19	Nickel	Sell	1006.7	1018.7	986.7	1000.7	9000
02/12/19	Zinc	Sell	184.3	185.5	182.3	182.3	10000
03/12/19	Zinc	Sell	182.3	183.5	180.3	181	6500
03/12/19	Aluminium	Buy	134.45	133.25	136.45	133.65	-4000
05/12/19	Nickel	Sell	972.6	980.6	958.6	968.6	6000
06/12/19	Nickel	Buy	989	981	1003	1003	21000
09/12/19	Zinc	Buy	183.4	182.2	185.4	182.2	-6000
10/12/19	Zinc	Sell	182.85	184.05	180.85	181.55	6500
10/12/19	Nickel	Sell	975.2	983.2	961.2	961.2	21000
11/12/19	Nickel	Buy	995.5	987.5	1009.5	1009.5	21000
13/12/19	Zinc	Sell	183.6	184.8	181.6	181.6	10000
13/12/19	Nickel	Sell	1024.25	1032.5	1010	1032.5	-12375
16/12/19	Zinc	Sell	181.95	183.15	179.95	182.6	-3250
17/12/19	Nickel	Buy	1035.6	1027.6	1049.6	1027.6	-12000
18/12/19	Nickel	Sell	1018.1	1026.1	1004.1	1009.1	13500
18/12/19	Zinc	Sell	182.9	184.1	180.9	183.5	-3000
18/12/19	Copper	Sell	442.15	446.15	436.15	443.7	-3875
20/12/19	Nickel	Buy	1037.5	1029.5	1051.5	1051.5	21000
23/12/19	Nickel	Buy	1050	1042	1064	1054	6000
23/12/19	Zinc	Sell	181.9	183.1	179.9	180.6	6500
24/12/19	Zinc Mini	Sell	180.25	181.45	178.25	178.95	6500
26/12/19	Nickel	Buy	1051.7	1043.7	1065.7	1043.7	-12000
26/12/19	ZincMini	Buy	178.4	177.2	180.4	180.4	10000
27/12/19	Nickel	Sell	1030.8	1038.8	1016.8	1038.8	-12000
30/12/19	Nickel	Buy	1048.65	1040.5	1062.8	1049.3	975
31/12/19	Zinc Mini	Buy	180.05	178.85	182.05	178.85	-1800

*Investment Minimum 1 Lots

Total Profit: 175475/-
Total Loss : 70300/-
Net Profit: 105175/-

Currency

Date	Commodity	Indication	CMP	Stop loss	Targets	Exit	Total P&L (RS.)*
02/12/19	USDINR	Buy	71.915	71.76	72.22	71.825	-900
02/12/19	JPYINR	Buy	65.735	65.58	66.04	65.6525	-825
03/12/19	EURINR	Buy	79.615	79.46	79.92	79.7	850
03/12/19	GBPINR	Buy	93.33	93.17	93.64	93.33	0
05/12/19	EURINR	Sell	79.495	79.65	79.19	79.41	850
05/12/19	USDINR	Sell	71.665	71.82	71.36	71.58	850
05/12/19	GBPINR	Sell	93.855	94.01	93.55	94.01	-1550
05/12/19	JPYINR	Sell	65.845	66	65.54	66	-1550
06/12/19	USDINR	Sell	71.405	71.56	71.1	71.56	-1550
06/12/19	EURINR	Sell	79.355	79.51	79.05	79.51	-1550
10/12/19	GBPINR	Sell	93.455	93.61	93.15	93.37	850
11/12/19	GBPINR	Buy	93.275	93.12	93.58	93.12	-1550
11/12/19	EURINR	Buy	78.785	78.63	79.09	78.74	-450
13/12/19	GBPINR	Sell	94.9	95.06	94.59	94.59	3100
16/12/19	USDINR	Buy	70.885	70.73	71.11	71.09	2050
16/12/19	GBPINR	Buy	94.935	94.78	95.24	95.24	3050
16/12/19	EURINR	Buy	79.095	78.94	79.4	79.28	1850
17/12/19	EURINR	Buy	79.275	79.12	79.58	79.12	-1550
17/12/19	USDINR	Buy	71.035	70.88	71.34	71.08	450
18/12/19	GBPINR	Sell	93.215	93.37	92.91	93.37	-1550
20/12/19	USDINR	Buy	71.215	71.06	71.52	71.1825	-325
20/12/19	GBPINR	Buy	92.79	92.63	93.1	92.88	900
20/12/19	EURINR	Buy	79.245	79.09	79.55	79.09	-1550
23/12/19	GBPINR	Buy	92.725	92.57	93.03	92.81	850
23/12/19	EURINR	Buy	78.955	78.8	79.26	79.04	850
24/12/19	GBPINR	Sell	92.215	92.37	91.91	92.13	850
24/12/19	EURINR	Sell	79.025	79.18	78.72	78.94	850
24/12/19	USDINR	Buy	71.245	71.09	71.55	71.33	850
26/12/19	GBPINR	Buy	92.595	92.44	92.9	92.515	-800

Currency

Date	Commodity	Indication	CMP	Stop loss	Targets	Exit	Total P&L (RS.)*
27/12/19	EURINR	Buy	79.605	79.45	79.91	79.91	3050
26/12/19	USDINR	Buy	71.275	71.12	71.58	71.36	850
27/12/19	GBPINR	Buy	92.03	91.87	92.34	92.34	3100
27/12/19	USDINR	Buy	71.545	71.39	71.85	71.5975	525
30/12/19	USDINR	Buy	71.535	71.38	71.84	71.535	0
30/12/19	EURINR	Buy	80.215	80.06	80.52	80.3	850
30/12/19	GBPINR	Buy	93.93	93.77	94.24	93.77	-1600
30/12/19	JPYINR	Buy	65.645	65.49	65.85	65.605	-400
31/12/19	GBPINR	Sell	93.825	93.98	93.52	93.74	850
31/12/19	EURINR	Sell	80.155	80.31	79.85	80.31	-1550
31/12/19	JPYINR	Sell	65.785	65.94	65.48	65.94	-1550

*Investment Minimum 10 Lots

Total Profit: 28275/-

Total Loss : 20800/-

Net Profit: 7475/-

Agriculture

Date	Commodity	Indication	CMP	Stop loss	Targets	Exit	Total P&L (RS.)*
13/12/19	Sybeanidr	Sell	4272	4335	4180	4210	6200
26/12/19	Chana	Buy	4562	4500	4655	4562	0
27/12/19	Guarseed	Buy	4232	4170	4325	4216	-1600
31/12/19	Guarseed	Sell	4242	4305	4150	4226	-1600

*Investment Minimum 1 Lots

Total Profit: 6200/-

Total Loss : 3200/-

Net : 3000/-

MSFL Disclaimer:

All information/opinion contained/expressed herein above by MSFL has been based upon information available to the public and the sources, we believe, to be reliable, but we do not make any representation or warranty as to its accuracy, completeness or correctness. Neither MSFL nor any of its employees shall be in any way responsible for the contents. Opinions expressed are subject to change without notice. This document does not have regard to the specific investment objectives, financial situation and the particular needs of any specific person who may receive this document. This document is for the information of the addressees only and is not to be taken in substitution for the exercise of judgment by the addressees. All information contained herein above must be construed solely as statements of opinion of MSFL at a particular point of time based on the information as mentioned above and MSFL shall not be liable for any losses incurred by users from any use of this publication or its contents. "For information only, not solicitation to trade, refer website disclaimer before trading"

Analyst Declaration:

We, **MSFL Research Team**, hereby certify that the views expressed in this report are purely our views taken in an unbiased manner out of information available to the public and believing it to be reliable. No part of our compensation is or was or in future will be linked to specific view/s or recommendation(s) expressed by us in this research report. All the views expressed herewith are our personal views on all the aspects covered in this report.

MSFL Investment Rating:

The ratings below have been prescribed on a potential returns basis with a timeline of up to 12 months. At times, the same may fall out of the price range due to market price movements and/or volatility in the short term. The same shall be reviewed from time to time by MSFL. The addressee(s) decision to buy or sell a security should be based upon his/her personal investment objectives and should be made only after evaluating the stocks' expected performance and associated risks.

Rating Expected Return**Key ratings:**

Buy	> 15%
Accumulate	5 to 15%
Hold	- 5 to 5%
Sell	< - 5%
Not Rated	-

SEBI Registration No.: INH000002186**Research Team:**

Sr.No.	Name	Designation	Mail Id
1	Krushndas Gondaliya	AVP	krushnadas.gondaliya@marwadionline.net
Technical Team			
1	Meet Joshi	Sr. Research Analyst	Meet.joshi@marwadigroup.in
2	Rajesh Chovatiya	Research Analyst	Rajesh.chovatiya@marwadigroup.in
3	Narendra Sanchaniya	Research Associate	Narendra.sanchaniya@marwadigroup.in
4	Gopal Sarvaiya	Research Associate	Gopal.sarvaiya@marwadigroup.in
5	Manharsinh Jadeja	Research Associate	Manharsinh.jadeja@marwadigroup.in
Fundamental Team			
1	Komal Maheshwari	Research Analyst	Komal.maheshwari@marwadionline.in

Marwadi Shares & Finance Limited**Registered Office****Marwadi Financial Plaza, Nana Mava Main Road,****Off. 150 Ft. Ring Road, Rajkot – 360 005.****Tel : +91 281 7174000**