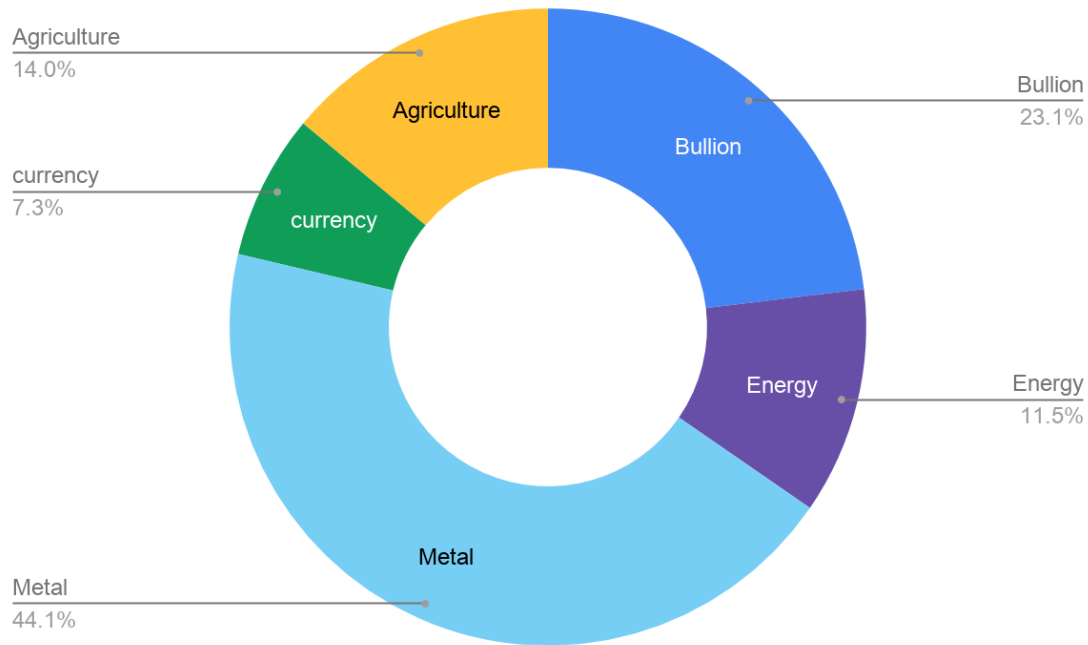
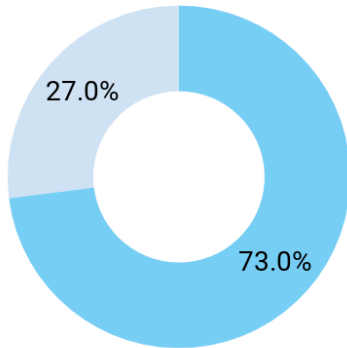


Commodity Technical Calls Performance Dashboard- Feb-2019

Product	Profit	Loss	Net Profit	Positive Trade	Negative Trade	Max Gain	Max Loss	Winning Ratio	Losing Ratio
Bullion	55000	-48000	7000	4	4	20000	-12000	50.00%	50.00%
Energy	27400	-23100	4300	8	5	6000	-6000	62.00%	38.00%
Metal	104950	-41000	63950	22	8	10000	-6000	73.00%	27.00%
currency	17500	-3300	14200	8	2	3100	-1700	80.00%	20.00%
Agriculture	33250	0	33250	10	0	4500	1500	100.00%	0.00%
Total	238100	-115400	122700	52	19				



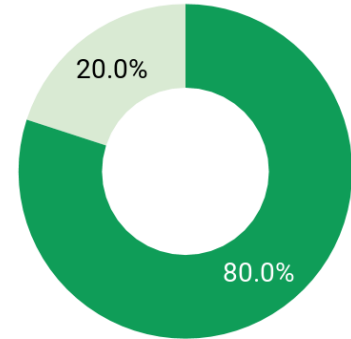
Metal



Agriculture



Currency



Bullion

Date	Commodity	Indication	CMP	Stop loss	Targets	Exit	Total P&L (RS.)*
07/02/19	Gold	Buy	33115	32995	33320	33185	7000
11/02/19	Gold	Sell	33140	33265	32940	32940	20000
12/02/19	Gold	Buy	32990	32870	33195	32870	-12000
13/02/19	Gold	Buy	32935	31815	33140	33140	20000
18/02/19	Gold	Buy	33540	33420	33745	33620	8000
19/02/19	Gold	Sell	33615	33735	33410	33735	-12000
23/02/19	Gold	Sell	33375	33495	33170	33495	-12000
25/02/19	Gold	Buy	33475	33355	33680	33475	-12000

Total Profit: 55000/-

Total Loss : 48000/-

Net Profit: 7000/-

Energy

Date	Commodity	Indication	CMP	Stop loss	Targets	Exit	Total P&L (RS.)*
05/02/19	Crude Oil	Buy	3995	3925	4090	3925	-6000
05/02/19	Crude 4000 CE	Buy	98	68	145	68	-3000
08/02/19	Crude 4000 PE	Buy	59	35	90	68	900
11/02/19	Crude Oil	Sell	3710	3775	3620	3670	6000
12/02/19	Crude Oil	Buy	3740	3680	3835	3775	3500
12/02/19	Crude 3800 CE	Buy	35	20	60	60	2500
13/02/19	Crude Oil	Buy	3800	3740	3895	3855	5500
15/02/19	Crude Oil	Sell	3885	3945	3790	3945	-6000
15/02/19	Crude 3900 PE	Buy	33	12	65	12	-2100
18/02/19	Crude Oil	Buy	3990	3930	4085	4025	3500
18/02/19	Crude 4000 CE	Buy	152	120	200	172	2000
22/02/19	Crude Oil	Buy	4070	4010	4165	4105	3500
25/02/19	Crude Oil	Buy	4080	4020	4175	4020	-6000

Total Profit: 27400/-
Total Loss : 23100/-
Net Profit: 4300/-

Metal

Date	Commodity	Indication	CMP	Stop loss	Targets	Exit	Total P&L (RS.)*
01/02/19	Zinc	Buy	195	193.8	197	193.7	-6000
04/02/19	Nickel	Buy	909.8	897.8	929.8	929.8	5000
04/02/19	Zinc	Buy	200.75	199.55	202.75	201.45	3500
05/02/19	Zinc	Buy	203.05	201.85	205.05	201.85	-6000
05/02/19	Nickel	Buy	947.1	935.1	967.1	935.1	-3000
06/02/19	Zinc	Sell	196.55	197.75	194.55	197.75	-6000
06/02/19	Lead	Sell	150.35	151.55	148.4	149.7	3250
07/02/19	Lead	Sell	149.15	150.35	147.15	148.55	3000
07/02/19	Nickel	Sell	925	937	905	6	1500
11/02/19	Lead	Sell	146	147.2	144	147.2	-6000
12/02/19	Zinc	Sell	188	189.2	186	186	10000
13/02/19	Nickel	Buy	873	861	893	878.9	1475
14/02/19	Zinc	Buy	185.6	184.4	187.6	186.2	3000
14/02/19	Nickel	Buy	876	864	896	882.5	1625
14/02/19	Copper	Sell	438.5	434.5	444.5	434.5	-4000
15/02/19	Copper	Sell	434.8	438.8	428.8	434.8	-4000
15/02/19	Zinc	Buy	184.6	185.8	182.6	185.8	-6000
20/02/19	Zinc	Buy	192.8	191.6	194.8	193.7	4500
20/02/19	Copper	Buy	453.4	449.4	459.4	457	3600
22/02/19	Lead	Buy	144.35	143.15	146.35	146.35	10000
22/02/19	Nickel	Buy	910.8	898.9	930.9	916.8	1500
23/02/19	Lead	Buy	146.7	145.5	148.7	147.3	3000
25/02/19	Zinc	Buy	194.65	193.45	196.45	195.25	3000
25/02/19	Copper	Buy	462.5	458.5	468.5	464.5	2000
26/02/19	Zinc	Buy	195.55	194.35	197.55	196.2	3250
27/02/19	Zinc	Buy	195.9	194.7	197.2	197.2	10000
27/02/19	Lead	Buy	147.4	146.2	149.4	149.4	10000
28/02/19	Nickel	Buy	929	917	949	936	1750

Metal

Date	Commodity	Indication	CMP	Stop loss	Targets	Exit	Total P&L (RS.)*
28/02/19	Zinc	Buy	196.6	195.4	198.6	198.6	10000
28/02/19	Lead	Buy	152.1	150.9	154.1	154.1	10000

Total Profit: 104950/-**Total Loss : 41000/-****Net Profit: 63950/-**

Currency

Date	Commodity	Indication	CMP	Stop loss	Targets	Exit	Total P&L (RS.)*
08/02/19	USDINR	Sell	71.44	71.6	71.2	71.2	2400
11/02/19	USDINR	Sell	71.36	71.52	71.29	71.29	700
12/02/19	USDINR	Sell	71.17	71.33	70.9	70.9	2700
12/02/19	EURINR	Sell	80.4	80.57	80.15	80.15	2500
13/02/19	USDINR	Sell	70.59	70.75	70.35	70.35	-1600
14/02/19	USDINR	Buy	70.98	70.85	71.22	71.22	2400
22/02/19	USDINR	Buy	71.19	71.04	71.27	71.27	800
25/02/19	GBPINR	Sell	92.83	93	92.55	92.55	-1700
27/02/19	GBPINR	Buy	94.45	94.28	94.76	94.76	3100
27/02/19	USDINR	Buy	71.36	71.2	71.65	71.65	2900

Total Profit: 17500/-
Total Loss : 3300/-
Net Profit: 14200/-

Agriculture

Date	Commodity	Indication	CMP	Stop loss	Targets	Exit	Total P&L (RS.)*
05/02/19	Guar Seed	Sell	4275	4335	4180	4235	4000
06/02/19	Guar Seed	Sell	4140	4200	4045	4105	3500
06/02/19	Castor	Sell	5005	5065	4910	4970	1750
15/02/19	Castor	Sell	5330	5390	5240	5270	3000
19/02/19	Guar Seed	Sell	4250	4315	4140	4210	4000
22/02/19	Chana	Sell	4235	4295	4145	4195	4000
22/02/19	Sydeanidr	Sell	3785	3745	3690	3750	3500
23/02/19	Chana	Sell	4185	4245	4090	4140	4500
23/02/19	Castor	Sell	5275	5335	5180	5245	1500
26/02/19	Rmseed	Buy	3840	3780	3935	3875	3500

Total Profit: 33250/-
Total Loss : 0/-
Net Profit: 33250/-