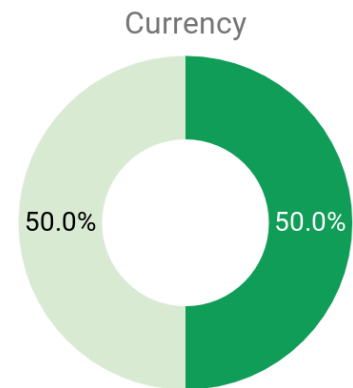
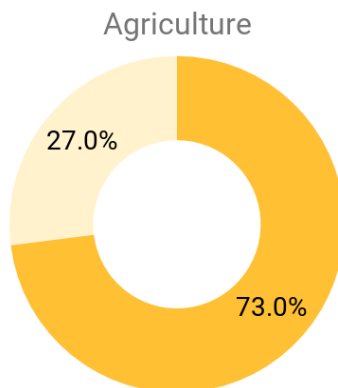
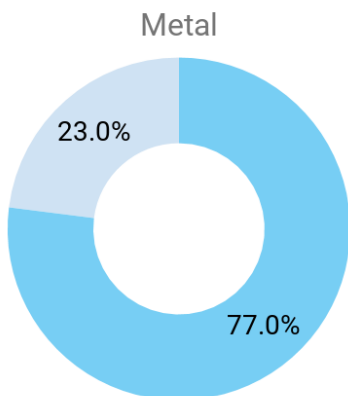
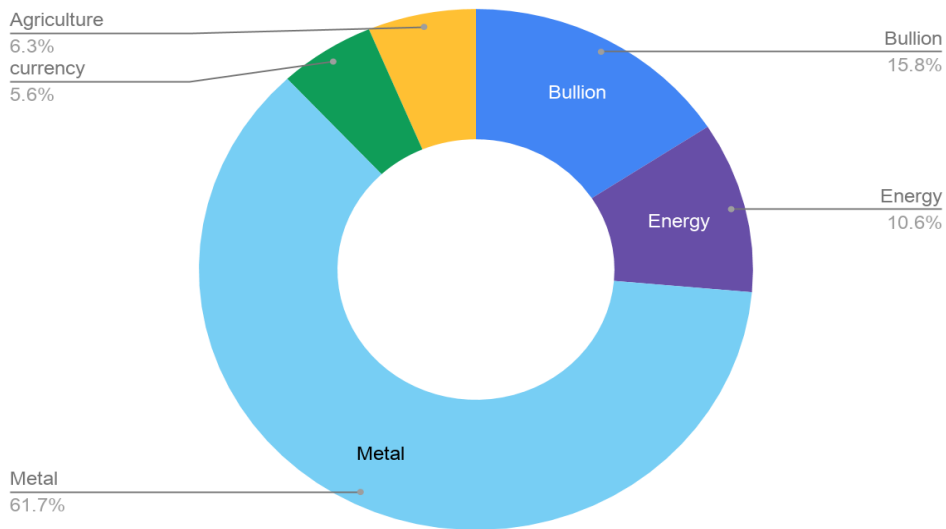


Commodity Technical Calls Performance Scoreboard- July-2019

Product	Profit	Loss	Net Profit	Positive Trade	Negative Trade	Max Gain	Max Loss	Winning Ratio	Losing Ratio
Bullion	36950	-53840	-16890	5	5	20300	-12300	50.00%	50.00%
Energy	24875	-17225	7650	8	5	9300	-6200	62.00%	38.00%
Metal	144537.5	-34500	110038	37	11	15000	-6000	77.00%	23.00%
currency	13150	-14525	-1375	12	12	2650	-1550	50.00%	50.00%
Agriculture	14800	-6650	8150	8	3	4000	-3800	73.00%	27.00%
Total	234312.5	-126740	107572.5	70	36				



Bullion

Date	Commodity	Indication	CMP	Stop loss	Targets	Exit	Total P&L (RS.)*
01/07/19	Silver	Sell	37845	38250	37240	37740	3000
02/07/19	Gold	Sell	33737	33860	33540	33860	-12300
03/07/19	Gold	Buy	34422	34300	34625	34300	-12200
04/07/19	Silver	Buy	38015	37610	38620	37759	-7680
10/07/19	Gold	Buy	34442	34320	34465	34645	20300
10/07/19	Silver	Buy	38165	37760	38770	37445	5550
11/07/19	Silver	Buy	38425	38020	39030	38113	-9360
16/07/19	Gold	Buy	34917	34795	35120	34795	-12300
17/07/19	Silver	Buy	39275	38870	39880	39425	4500
22/07/19	Silver	Buy	41155	40750	41760	41275	3600

*Investment Minimum 1 Lots

Total Profit:36950/-

Total Loss : 53840/-

Net Profit: -16890/-

Energy

Date	Commodity	Indication	CMP	Stop loss	Targets	Exit	Total P&L (RS.)*
01/07/19	Crude Oil	Buy	4157	4095	4250	4095	-6200
02/07/19	Crude Oil	Sell	4072	4135	3980	3980	9300
02/07/19	Natural Gas	sell	156.5	160.5	150.5	155.4	1375
08/07/19	Natural Gas	Buy	167.8	163.8	173.8	163.8	-5000
09/07/19	Crude Oil	Buy	3977	3915	4070	3969	-800
11/07/19	Natural Gas	Buy	168.5	164.5	174.5	170	1875
11/07/19	Crude Oil	Buy	4157	4095	4250	4126	-3100
16/07/19	Natural Gas	Sell	163.8	167.8	157.8	161.4	3000
23/07/19	Crude Oil	Buy	3902	3840	3995	3930	2800
29/07/19	Natural Gas	Sell	148.9	152.9	142.9	147.2	2125
30/07/19	Crude Oil	Buy	3952	3890	4045	3995	4300
30/07/19	Natural Gas	Sell	146.1	150.1	140.1	147.8	-2125
31/07/19	Crude Oil	Buy	4032	3970	4120	4033	100

*Investment Minimum 1 Lots

Total Profit: 24875/-

Total Loss :17225/-

Net Profit: 7650/-

Metal

Date	Commodity	Indication	CMP	Stop loss	Targets	Exit	Total P&L (RS.)*
01/07/19	Aluminium	Buy	143.6	142.4	145.6	144.1	2500
02/07/19	Zinc	Sell	197.9	199.1	195.9	197.3	3000
02/07/19	Lead	Sell	153.1	154.3	151.1	152.5	3000
03/07/19	Lead	Sell	152.55	153.75	150.55	150.05	2500
03/07/19	Zinc	Sell	198.25	199.45	196.25	197.65	3000
03/07/19	Aluminium	Sell	141.3	142.5	139.3	141.9	-3000
04/07/19	Zinc	Sell	196.3	197.5	194.3	195.8	2500
04/07/19	Copper	Buy	440.75	738.75	443.75	439.7	-2625
05/07/19	Zinc	Buy	193.4	192.2	195.4	194.1	3500
05/07/19	Lead	Buy	151.7	150.5	153.7	152.3	3000
08/07/19	Lead	Buy	152.15	150.95	154.15	152.65	2500
08/07/19	Aluminium	Buy	142.05	140.85	144.05	141.9	-750
09/07/19	Zinc	Sell	192	194.2	190	191.4	3000
09/07/19	Nickel	Buy	895	883	915	901	1500
10/07/19	Lead	Buy	155.75	154.55	157.75	156.6	4250
10/07/19	Nickel	Buy	912.25	900	932	915.4	787.5
11/07/19	Copper	Buy	440.3	436.3	446.3	442.1	4500
11/07/19	Zinc	Buy	192.65	191.45	194.65	193.3	3250
11/07/19	Lead	Buy	156.3	155.1	158.3	156.9	3000
11/07/19	Nickel	Buy	916	904	936	914.5	-375
12/07/19	Lead	Buy	156.65	155.45	158.65	157.25	3000
12/07/19	Zinc	Buy	193.25	192.05	195.25	194	3750
12/07/19	Copper	Buy	444.4	440.4	450.4	443.1	-3250
15/07/19	Nickel	Buy	937.8	925.8	957.8	945	1800
15/07/19	Zinc	Buy	194.1	192.9	196.1	194.7	3000
16/07/19	Nickel	Buy	945	933	965	965	5000
16/07/19	Aluminium	Buy	143.4	142.2	145.4	143.2	-1000
16/07/19	Zinc	Buy	194	192.8	196	194.6	3000
17/07/19	Lead	Sell	154.9	156.1	152.9	154.3	3000
17/07/19	Zinc	Buy	194.6	193.4	196.4	194.35	-1250

Metal

Date	Commodity	Indication	CMP	Stop loss	Targets	Exit	Total P&L (RS.)*
17/07/19	Nickel	Buy	965.7	953.7	986	972	1575
17/07/19	Copper	Buy	444.6	440.6	450.6	446.4	4500
18/07/19	Nickel	Buy	1024.5	1012.5	1044.5	1032.5	2000
18/07/19	Zinc	Buy	195.8	194.6	197.8	196.3	2500
22/07/19	Zinc	Buy	191.1	189.9	193.1	189.9	-6000
22/07/19	Nickel	Buy	998.5	986.5	1018.5	1004.5	1500
23/07/19	Zinc	Sell	190.85	192.05	188.85	190.25	3000
24/07/19	Zinc	Buy	192.6	191.4	194.6	194.6	10000
24/07/19	Aluminium	Buy	141.9	140.7	143.9	142.5	3000
24/07/19	Nickel	Buy	1003.5	991.5	1023.5	1011	1875
25/07/19	Zinc	Buy	193.8	192.6	195.8	193	-4000
26/07/19	Lead	Sell	155.8	157	153.8	153.8	10000
26/07/19	Zinc	Buy	192.4	191.2	194.4	192.65	1250
29/07/19	Copper	Buy	445.6	441.6	451.6	451.6	15000
29/07/19	Zinc	Buy	192.15	190.95	194.15	194.15	10000
29/07/19	Lead	Buy	153.5	152.3	155.5	155.5	10000
30/07/19	Zinc	Buy	194.6	193.4	196.4	193.4	-6000
31/07/19	Copper	Buy	446.8	442.8	452.8	444.3	-6250

*Investment Minimum 1 Lots

Total Profit: 144538/-

Total Loss : 34500/-

Net Profit: 110038/-

Currency

Date	Commodity	Indication	CMP	Stop loss	Targets	Exit	Total P&L (RS.)*
01/07/19	USDINR	Sell	69.115	69.28	68.86	69.28	-1550
02/07/19	GBPINR	Buy	87.615	87.47	87.89	87.47	-1550
02/07/19	USDINR	Buy	69.195	69.04	69.46	69.16	-350
03/07/19	USDINR	Buy	69.115	68.96	69.38	69.09	-250
04/07/19	USDINR	Buy	69.035	68.88	69.3	68.88	-1550
09/07/19	USDINR	Buy	68.955	68.8	69.22	68.8	-1550
09/07/19	GBPINR	Sell	85.895	86.05	85.63	85.73	1650
10/07/19	GBPINR	Sell	85.745	85.9	85.48	85.58	1650
10/07/19	EURINR	Buy	77.225	77.08	77.5	77.225	0
11/07/19	GBPINR	Buy	85.875	85.72	86.14	86.14	2650
11/07/19	EURINR	Buy	77.325	77.17	77.6	77.41	850
12/07/19	GBPINR	Buy	86.225	86.07	86.49	86.31	850
12/07/19	EURINR	Buy	77.515	77.36	77.78	77.54	250
16/07/19	GBPINR	Buy	86.005	85.85	86.28	85.85	-1550
17/07/19	USDINR	Buy	68.895	68.74	69.16	68.92	250
17/07/19	EURINR	Sell	77.275	77.43	77	77.43	-1550
17/07/19	GBPINR	Sell	85.405	85.56	85.13	85.32	850
18/07/19	USDINR	Buy	68.865	68.71	69.13	69.03	1650
22/07/19	USDINR	Buy	69.015	68.86	69.28	68.965	-500
25/07/19	GBPINR	Sell	86.075	86.23	85.8	86.23	-1550
29/07/19	USDINR	Sell	69.135	69.29	68.87	68.97	1650
30/07/19	USDINR	Sell	68.955	69.11	68.69	68.87	850
30/07/19	GBPINR	Buy	84.305	84.15	84.57	84.15	-1550
31/07/19	USDINR	Buy	69.075	68.92	69.34	68.9725	-1025

*Investment Minimum 10 Lots

Total Profit: 13150/-

Total Loss : -14525/-

Net Profit: -1375/-

Agriculture

Date	Commodity	Indication	CMP	Stop loss	Targets	Exit	Total P&L (RS.)*
02/07/19	Guarseed	Sell	4277	4340	4185	4247	3000
03/07/19	Castor	Buy	5677	5614	5766	5642	-1750
05/07/19	Guarseed	Sell	4297	4260	4215	4279	1800
16/07/19	Chana	Sell	4317	4380	4230	4328	-1100
16/07/19	Guarseed	Sell	4392	4455	4300	4392	0
22/07/19	Chana	Sell	4270	4330	4180	4230	4000
22/07/19	Guarseed	Sell	4242	4305	4150	4207	3500
24/07/19	Guarseed	Sell	4242	4305	4150	4221	2100
24/07/19	Chana	Sell	4252	4315	4160	4252	0
29/07/19	Chana	Sell	4297	4360	4205	4293	400
29/07/19	Guarseed	Sell	4207	4270	4115	4245	-3800

*Investment Minimum 1 Lots

Total Profit: 14800/-

Total Loss : 6650/-

Net Profit: 8150/-