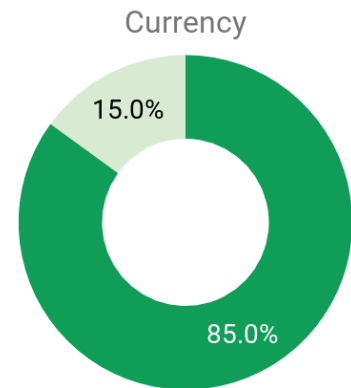
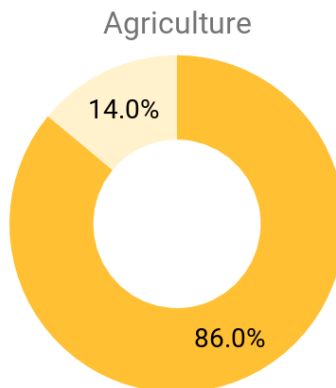
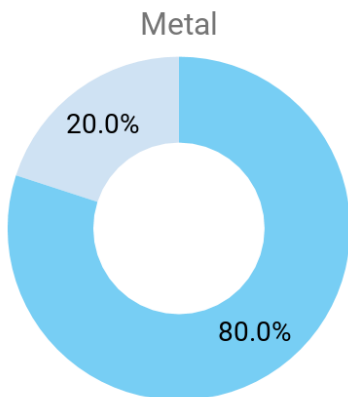
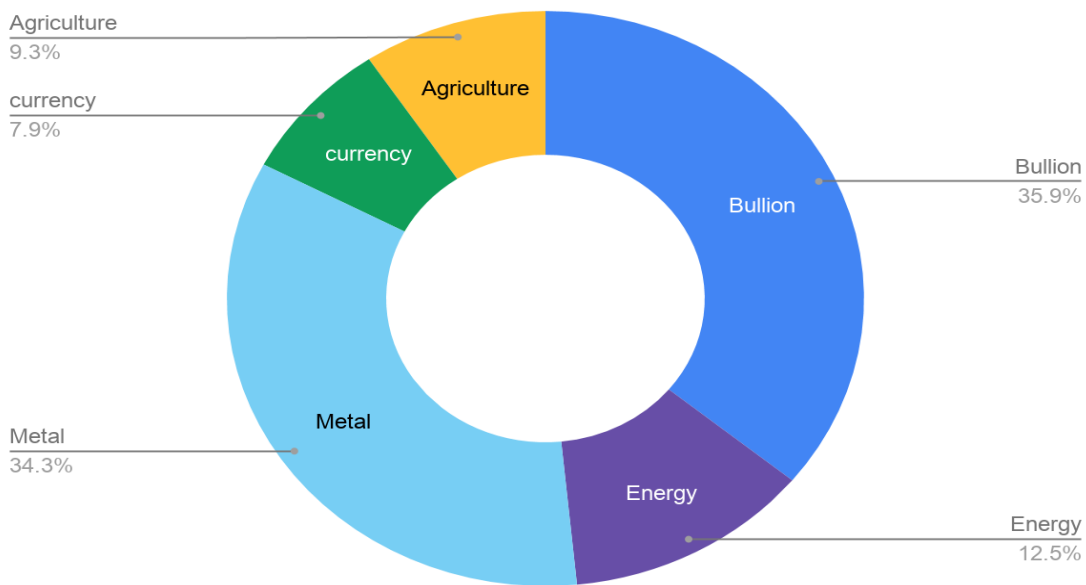


**Commodity Technical Calls Performance Scoreboard- June-2019**

Product	Profit	Loss	Net Profit	Positive Trade	Negative Trade	Max Gain	Max Loss	Winning Ratio	Losing Ratio
Bullion	145900	-24000	121900	19	2	20500	-12000	90.00%	10.00%
Energy	50925	-22000	28925	16	4	9300	-6000	80.00%	20.00%
Metal	139425	-44000	95425	32	8	10000	-6000	80.00%	20.00%
currency	32250	-6000	26250	23	4	2700	-1500	85.00%	15.00%
Agriculture	38000	-9000	29000	12	2	4750	-6000	86.00%	14.00%
<b>Total</b>	<b>406500</b>	<b>-105000</b>	<b>301500</b>	<b>102</b>	<b>20</b>				



**Bullion**

Date	Commodity	Indication	CMP	Stop loss	Targets	Exit	Total P&L (RS.)*
03/06/19	Gold	Buy	32330	32220	32535	32385	5500
03/06/19	Silver	Buy	36530	36130	37130	36640	3300
04/06/19	Gold	Buy	32450	32330	32650	32650	20000
04/06/19	Silver	Buy	36710	36310	37320	36820	3300
05/06/19	Silver	Buy	36930	36530	37540	37070	3900
06/06/19	Silver	Buy	37140	36740	37750	37250	3300
07/06/19	Gold	Buy	32860	32740	33065	32990	13000
07/06/19	Silver	Buy	37140	36760	37760	37250	3300
12/06/19	Gold	Buy	32760	32640	32965	32825	6500
13/06/19	Gold	Buy	32770	32650	32975	32975	20500
13/06/19	Silver	Buy	36900	36500	37500	37040	4200
14/06/19	Gold	Buy	33085	32965	33290	33290	20500
14/06/19	Silver	Buy	37310	36910	37920	37430	3600
17/06/19	Gold	Sell	32985	33105	32780	32910	7500
17/06/19	Silver	Sell	37060	37460	36450	36950	3300
18/06/19	Gold	Buy	33145	33025	33350	33210	6500
18/06/19	Silver	Buy	37220	36820	37830	37360	4200
19/06/19	Gold	Buy	33060	32940	33265	33110	5000
24/06/19	Gold	Sell	34310	34430	34105	34430	-12000
25/06/19	Gold	Buy	34750	34630	34965	34835	8500
26/06/19	Gold	Buy	34320	34200	34520	34200	-12000

\*Investment Minimum 1 Lots

Total Profit: 145900/-

Total Loss : 24000/-

Net Profit: 121900/-

**Energy**

Date	Commodity	Indication	CMP	Stop loss	Targets	Exit	Total P&L (RS.)*
03/06/19	Natural Gas	Sell	170.7	174.7	164.7	166	5875
03/06/19	Crude Oil	Buy	3745	3685	3840	3775	3000
04/06/19	Natural Gas	Sell	167.7	171.7	161.7	166	2125
04/06/19	Crude Oil	Sell	3650	3720	3565	3720	-6000
05/06/19	Crude Oil	Sell	3663	3725	3580	3580	9300
06/06/19	Natural Gas	Sell	165.2	169.2	159.2	163.6	2000
06/06/19	Crude Oil	Sell	3590	3650	3500	3555	3500
07/06/19	Natural Gas	Sell	162.9	166.9	156.9	160.9	2500
07/06/19	Crude Oil	Sell	3670	3730	3580	3730	-6000
11/06/19	Natural Gas	Sell	165.1	169.1	159.1	163.5	2000
12/06/19	Natural Gas	Sell	166.5	170.5	160.5	164.8	2125
13/06/19	Natural Gas	Sell	165.6	169.6	159.6	164	2000
14/06/19	Crude Oil	Buy	3655	3595	3745	3690	3500
17/06/19	Natural Gas	Sell	166.8	170.8	160.8	165.3	1875
18/06/19	Natural Gas	Buy	166.6	162.6	172.6	162.6	-5000
19/06/19	Natural Gas	Sell	163	167	157	160	3750
21/06/19	Natural Gas	Sell	154	158	148	152.5	1875
21/06/19	Crude Oil	Buy	4020	3960	4115	4045	2500
24/06/19	Natural Gas	Sell	153.2	157.2	147.2	157.2	-5000
24/06/19	Crude Oil	Sell	3995	4055	3900	3965	3000

\*Investment Minimum 1 Lots

Total Profit: 50925/-

Total Loss :22000/-

Net Profit: 28925/-

**Metal**

Date	Commodity	Indication	CMP	Stop loss	Targets	Exit	Total P&L (RS.)*
03/06/19	Zinc	Sell	202.75	203.95	200.75	202.1	3250
03/06/19	Lead	Sell	149.1	150.3	147.1	148.5	3000
04/06/19	Lead	Sell	148.2	149.4	146.2	149.4	-6000
04/06/19	Zinc	Buy	200.25	199.05	202.25	202.25	10000
05/06/19	Zinc	Sell	202.3	203.5	200.3	201.7	3000
05/06/19	Copper	Sell	407.3	411.3	401.3	405	2300
06/06/19	Zinc	Buy	203.5	202.3	204.5	204.5	10000
06/06/19	Zinc	Sell	204.4	205.6	202.4	203.7	3500
07/06/19	Zinc	Buy	206.3	205.1	208.3	205.1	-6000
10/06/19	Copper	Buy	405.8	401.8	411.8	408	2200
10/06/19	Zinc	Buy	205.15	203.95	207.15	203.95	-6000
11/06/19	Nickel	Buy	860.2	848.2	880.2	867.1	1725
11/06/19	Zinc	Buy	205.35	204.15	207.35	207.35	10000
11/06/19	Buy	Copper	412.7	408.7	418.7	414.7	2000
13/06/19	Zinc	Sell	204.7	205.9	202.7	204.1	3000
14/06/19	Lead	Sell	153.95	155.15	151.95	153.45	2500
14/06/19	Aluminium	Sell	143	144.2	141	142.35	3250
14/06/19	Zinc	Sell	204.3	205.5	202.3	203.25	5250
17/06/19	Copper	Buy	407.8	403.8	413.8	410	2200
17/06/19	Aluminium	Sell	142.25	143.45	140.25	141.75	2500
17/06/19	Zinc	Sell	202.9	204.1	200.9	204.1	-6000
18/06/19	Zinc	Buy	204.65	203.45	206.65	206.65	10000
18/06/19	Lead	Buy	154.85	153.65	156.82	155.4	2750
19/06/19	Copper	Buy	416.5	412.5	422.5	412.5	-4000
19/06/19	Zinc	Buy	207.55	206.35	209.55	206.35	-6000
19/06/19	Aluminium	Buy	142.75	141.55	144.75	143.35	3000
19/06/19	Lead	Buy	156.2	155	158.2	157	4000
20/06/19	Lead	Buy	156	154.8	158	156.5	2500
21/06/19	Zinc	Sell	204.55	205.75	202.55	202.55	10000
21/06/19	Aluminium	Sell	142.4	143.6	140.4	140.8	3000

**Metal**

Date	Commodity	Indication	CMP	Stop loss	Targets	Exit	Total P&L (RS.)*
21/06/19	Copper	Sell	416.5	420.5	410.5	414	2500
24/06/19	Zinc	Sell	199.3	200.4	197.2	198.8	2500
24/06/19	Lead	Sell	151.9	153.1	149.9	151.4	2500
25/06/19	Nickel	Buy	881.4	869.4	901.4	887.4	1500
26/06/19	Zinc	Buy	205.1	203.9	207.1	205.7	3000
26/06/19	Lead	Buy	156.05	154.85	158.05	156.55	2500
26/06/19	Copper	Buy	418.8	414.8	424.8	414.8	-4000
27/06/19	Zinc	Sell	201.95	203.15	199.95	199.95	10000
28/06/19	Aluminium	Sell	142.9	144.1	140.9	144.1	-6000

\*Investment Minimum 1 Lots

Total Profit: 139425/-

Total Loss : 44000/-

Net Profit: 95425/-

**Currency**

Date	Commodity	Indication	CMP	Stop loss	Targets	Exit	Total P&L (RS.)*
03/06/19	USDINR	Buy	69.62	69.47	69.9	69.47	-1500
04/06/19	GBPINR	Buy	87.83	87.68	88.1	88.1	2700
04/06/19	USDINR	Buy	69.24	69.09	69.5	69.4	1600
04/06/19	EURINR	Buy	78.15	78	78.45	78.32	1700
04/06/19	JPYINR	Buy	64.35	64.2	64.92	64.44	900
06/06/19	USDINR	Sell	69.515	69.67	69.43	69.43	850
07/06/19	GBPINR	Buy	88.29	88.14	88.56	88.56	2700
07/06/19	USDINR	Buy	69.44	69.39	69.71	69.61	1700
07/06/19	EURINR	Buy	78.45	78.3	78.72	69.53	800
10/06/19	USDINR	Buy	69.55	69.4	69.82	69.72	1700
10/06/19	EURINR	Buy	78.85	78.7	79.12	78.94	900
12/06/19	EURINR	Buy	78.9	78.75	79.17	78.75	-1500
12/06/19	GBPINR	Buy	88.54	88.39	88.81	88.63	900
13/06/19	USDINR	Buy	69.55	69.4	69.82	69.64	900
14/06/19	GBPINR	Buy	88.37	88.22	88.64	88.46	900
14/06/19	USDINR	Buy	69.64	69.49	69.91	69.91	2700
17/06/19	USDINR	Buy	69.9	69.75	70.17	69.99	900
18/06/19	USDINR	Buy	69.87	69.75	70.14	69.96	900
18/06/19	EURINR	Buy	78.59	78.44	78.86	78.44	-1500
19/06/19	USDINR	Buy	69.66	69.51	69.93	69.83	1700
19/06/19	GBPINR	Buy	87.63	87.48	87.9	87.8	1700
20/06/19	GBPINR	Buy	88.52	88.37	88.79	88.37	-1500
26/06/19	GBPINR	Buy	88.45	88.3	88.72	88.62	1700
27/06/19	USDINR	Sell	69.52	69.67	69.25	69.35	1700
27/06/19	GBPINR	Sell	88.32	88.47	88.05	88.23	900
28/06/19	USDINR	Buy	69.25	69.1	69.52	69.34	900
28/06/19	GBPINR	Buy	88.03	87.88	88.3	88.12	900

\*Investment Minimum 10 Lots

Total Profit: 32250/-

Total Loss : 6000/-

Net Profit: 26250/-

**Agriculture**

Date	Commodity	Indication	CMP	Stop loss	Targets	Exit	Total P&L (RS.)*
04/06/19	Chana	Sell	4565	4625	4470	4535	3000
04/06/19	Castor	Sell	5515	5575	5425	5425	4500
04/06/19	Guarseed	Sell	4215	4275	4120	4180	3500
06/06/19	Guarseed	Sell	4230	4290	4140	4195	3500
07/06/19	Chana	Sell	4475	4535	4380	4435	4000
07/06/19	Castor	Sell	5510	5570	5415	5485	1250
10/06/19	Castor	Sell	5510	5570	5415	5415	4750
10/06/19	Guarseed	Buy	4250	4190	4340	4190	-6000
11/06/19	Castor	Sell	5285	5345	8190	5345	-3000
14/06/19	Guarseed	Sell	4260	4320	4170	4225	3500
14/06/19	Castor	Sell	5485	5545	5390	5450	1750
17/06/19	Guarseed	Sell	4235	4295	4140	4205	3000
21/06/19	Castor	Buy	5355	5295	5450	5390	1750
26/06/19	Guarseed	Sell	4220	4280	4130	4185	3500

\*Investment Minimum 1 Lots

Total Profit: 38000/-

Total Loss : 9000/-

Net Profit: 29000/-

**MSFL Disclaimer:**

All information/opinion contained/expressed herein above by MSFL has been based upon information available to the public and the sources, we believe, to be reliable, but we do not make any representation or warranty as to its accuracy, completeness or correctness. Neither MSFL nor any of its employees shall be in any way responsible for the contents. Opinions expressed are subject to change without notice. This document does not have regard to the specific investment objectives, financial situation and the particular needs of any specific person who may receive this document. This document is for the information of the addressees only and is not to be taken in substitution for the exercise of judgment by the addressees. All information contained herein above must be construed solely as statements of opinion of MSFL at a particular point of time based on the information as mentioned above and MSFL shall not be liable for any losses incurred by users from any use of this publication or its contents. "For information only, not solicitation to trade, refer website disclaimer before trading"

**Analyst Declaration:**

We, **MSFL Research Team**, hereby certify that the views expressed in this report are purely our views taken in an unbiased manner out of information available to the public and believing it to be reliable. No part of our compensation is or was or in future will be linked to specific view/s or recommendation(s) expressed by us in this research report. All the views expressed herewith are our personal views on all the aspects covered in this report.

**MSFL Investment Rating:**

The ratings below have been prescribed on a potential returns basis with a timeline of up to 12 months. At times, the same may fall out of the price range due to market price movements and/or volatility in the short term. The same shall be reviewed from time to time by MSFL. The addressee(s) decision to buy or sell a security should be based upon his/her personal investment objectives and should be made only after evaluating the stocks' expected performance and associated risks.

**Rating      Expected Return****Key ratings:**

Buy	> 15%
Accumulate	5 to 15%
Hold	- 5 to 5%
Sell	< - 5%
Not Rated	-



**SEBI Registration No.: INH000002186****Research Team:**

Sr. No.	Name	Designation	Mail Id
1	Krushndas Gondaliya	AVP	krushnadas.gondaliya@marwadionline.net
Technical Team			
1	Milan Kakkad	Asst. Manager	Milan.kakkad@msflibg.in
2	Meet Joshi	Sr. Research Analyst	Meet.joshi@msflibg.in
3	Rajesh Chovatiya	Research Analyst	Rajesh.chovatiya@msflibg.in
4	Narendra Sanchaniya	Research Associate	Narendra.sanchaniya@msflibg.in
5	Gopal Sarvaiya	Research Associate	Gopal.sarvaiya@msflibg.in
Fundamental Team			
1	Komal Maheshwari	Research Analyst	Komal.maheshwari@msflibg.in

**Marwadi Shares & Finance Limited****Registered Office**

**Marwadi Financial Plaza, Nana Mava Main Road,  
Off. 150 Ft. Ring Road, Rajkot – 360 005.  
Tel : +91 281 7174000**