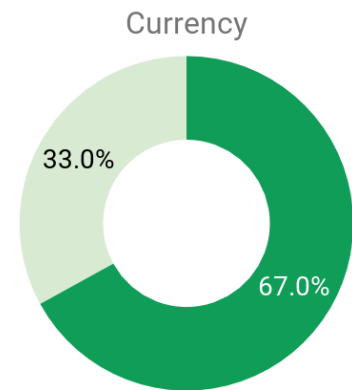

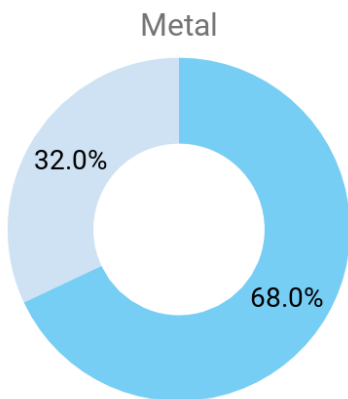
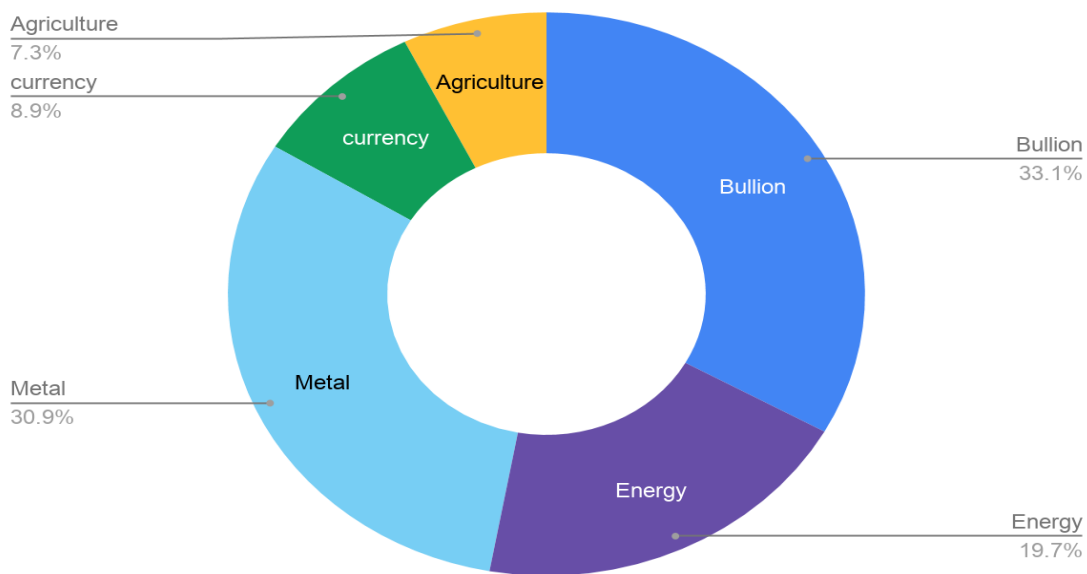


Commodity Technical Calls Performance Scoreboard- May-2019

Product	Profit	Loss	Net Profit	Positive Trade	Negative Trade	Max Gain	Max Loss	Winning Ratio	Losing Ratio
Bullion	80100	-36000	44100	8	3	20500	-12000	73.00%	27.00%
Energy	47750	-11000	36750	14	2	6875	-6000	88.00%	12.00%
Metal	74750	-46000	28750	17	8	10000	-6000	68.00%	32.00%
currency	21500	-8900	12600	12	6	3100	-1500	67.00%	33.00%
Agriculture	17750	0	17750	6	0	4750	0	100.00%	0.00%
Total	241850	-101900	139950	57	19				



Bullion

Date	Commodity	Indication	CMP	Stop loss	Targets	Exit	Total P&L (RS.)*
03/05/19	Gold	Sell	31315	31440	31115	31240	7500
07/05/19	Silver	Buy	37370	36970	37970	37520	4500
08/05/19	Gold	Buy	31750	31630	31955	31825	7500
09/05/19	Gold	Buy	31750	31630	31955	31955	20500
10/05/19	Gold	Buy	31910	31790	32115	31790	-12000
14/05/19	Gold	Buy	32415	32295	32620	32295	-12000
15/05/19	Gold	Buy	32260	32140	32470	32325	6500
24/05/19	Gold	Buy	31425	31305	31630	31630	20500
28/05/19	Gold	Buy	31655	31535	31860	31535	-12000
29/05/19	Gold	Buy	31670	31550	31875	31750	8000
29/05/19	Silver	Buy	36110	35710	36720	36280	5100

Total Profit:80100/-
Total Loss : 36000/-
Net Profit: 44100/-

Energy

Date	Commodity	Indication	CMP	Stop loss	Targets	Exit	Total P&L (RS.)*
07/05/19	Crude Oil	Buy	4335	4275	4430	4275	-6000
08/05/19	Crude Oil	Buy	4280	4220	4370	4315	3500
09/05/19	Natural Gas	Sell	182.1	186.1	176.1	180.6	1875
10/05/19	Natural Gas	Buy	182.2	178.2	188.2	185.2	3750
13/05/19	Natural Gas	Buy	184.7	180.7	190.7	187.6	3625
14/05/19	Crude Oil	Buy	4345	4285	4440	4375	3000
15/05/19	Natural Gas	Buy	187.6	183.6	193.6	183.6	-5000
16/05/19	Crude Oil	Buy	4390	4330	4485	4230	4000
17/05/19	Natural Gas	Buy	185.4	181.4	191.4	187.1	2125
24/05/19	Natural Gas	Buy	179	177	185	180.5	1875
25/05/19	Crude Oil	Sell	4080	4140	3985	4030	5000
27/05/19	Crude Oil	Buy	4080	4020	4175	4120	4000
28/05/19	Crude Oil	Buy	4125	4065	4220	4155	3000
28/05/19	Natural Gas	Buy	178.8	174.8	184.8	180.5	2125
30/05/19	Crude Oil	Buy	4135	4075	4225	4170	3000
31/05/19	Natural Gas	Sell	179.3	183.3	173.3	173.8	6875

Total Profit: 47750/-
Total Loss :11000/-
Net Profit: 36750/-

Metal

Date	Commodity	Indication	CMP	Stop loss	Targets	Exit	Total P&L (RS.)*
01/05/19	Zinc	Sell	221.6	228.8	219.6	219.6	10000
02/05/19	Copper	Sell	433.65	437.65	427.65	431.5	2150
02/05/19	Lead	Sell	129.6	130.8	127.6	130.8	-6000
03/05/19	Copper	Sell	430.55	434.55	424.55	428.4	2150
03/05/19	Zinc	Buy	219.2	218	221.2	221.2	10000
06/05/19	Zinc	Buy	217.9	216.7	219.9	218.6	3500
07/05/19	Zinc	Buy	218.7	217.5	220.7	219.3	3000
08/05/19	Zinc	Buy	214.2	213	216.2	214.8	3000
09/05/19	Copper	Sell	429	433	423	426.5	2500
09/05/19	Zinc	Buy	213.9	212.7	215.9	212.7	-6000
10/05/19	Zinc	Buy	215.25	214.05	217.25	215.85	3000
14/05/19	Zinc	Sell	212.85	214.05	210.85	214.05	-6000
16/05/19	Copper	Sell	427.6	431.6	421.6	431.6	-4000
16/05/19	Zinc	Buy	216.55	215.35	218.55	217.35	4000
16/05/19	Nickel	Buy	854.7	842.7	874.7	861	1575
20/05/19	Zinc	Sell	212.5	213.7	210.5	211.9	3000
21/05/19	Zinc	Buy	213.85	212.65	215.85	212.65	-6000
22/05/19	Lead	Sell	125.6	126.8	123.6	125	3000
24/05/19	Zinc	Buy	211.2	210	213.2	213.2	10000
24/05/19	Copper	Buy	415.65	411.65	421.65	417.65	2000
27/05/19	Zinc	Buy	215	213.8	217	213.8	-6000
29/05/19	Zinc	Buy	209.75	208.55	211.75	211.75	10000
30/05/19	Lead	Buy	126.3	125.1	128.3	125.1	-6000
30/05/19	Zinc	Buy	211.5	210.3	213.5	210.3	-6000
31/05/19	Nickel	Buy	884.5	872.5	904.5	892	1875

Total Profit: 74750/-
Total Loss : 46000/-
Net Profit: 28750/-

Currency

Date	Commodity	Indication	CMP	Stop loss	Targets	Exit	Total P&L (RS.)*
02/05/19	USDINR	Sell	69.8	69.96	69.5	69.6	2000
08/05/19	USDINR	Buy	69.78	69.63	70.09	69.89	1100
08/05/19	EURINR	Buy	78.33	78.18	78.64	78.44	1100
09/05/19	USDINR	Buy	70.03	69.88	70.34	70.14	1100
10/05/19	USDINR	Buy	70.15	70	70.46	70	-1500
14/05/19	USDINR	Buy	70.35	70.2	70.66	70.66	3100
14/05/19	GBPINR	Buy	91.56	91.41	91.87	91.87	3100
15/05/19	USDINR	Buy	70.59	70.44	70.9	70.44	-1500
15/05/19	EURINR	Buy	79.46	79.31	79.77	79.31	-1500
15/05/19	GBPINR	Buy	91.5	91.35	91.81	91.35	-1500
15/05/19	JPYINR	Buy	64.46	64.31	64.77	64.31	-1500
22/05/19	GBPINR	Sell	88.68	88.84	88.41	88.84	-1400
23/05/19	USDINR	Buy	69.77	69.62	70.05	70.05	2800
23/05/19	GBPINR	Buy	88.27	88.12	88.55	88.55	2800
24/05/19	GBPINR	Buy	88.47	88.32	88.75	88.56	900
29/05/19	USDINR	Buy	69.96	69.81	70.13	70.13	1700
30/05/19	USDINR	Buy	69.95	69.8	70.04	70.04	900
31/05/19	USDINR	Buy	69.94	69.79	70.04	70.03	900

Total Profit: 21500/-
Total Loss : 8900/-
Net Profit: 12600/-

Agriculture

Date	Commodity	Indication	CMP	Stop loss	Targets	Exit	Total P&L (RS.)*
15/05/19	Castor	Sell	5865	5930	5780	5835	1500
22/05/19	Guarseed	Sell	4430	4490	4335	4400	3000
28/05/19	Sybeanidr	Sell	3725	3785	3635	3690	3500
28/05/19	Castor	Sell	5690	5750	5595	5595	4750
30/05/19	Chana	Buy	4595	4535	4685	4630	3500

Total Profit: 17750/-**Total Loss : 0/-****Net Profit: 17750/-**

MSFL Disclaimer:

All information/opinion contained/expressed herein above by MSFL has been based upon information available to the public and the sources, we believe, to be reliable, but we do not make any representation or warranty as to its accuracy, completeness or correctness. Neither MSFL nor any of its employees shall be in any way responsible for the contents. Opinions expressed are subject to change without notice. This document does not have regard to the specific investment objectives, financial situation and the particular needs of any specific person who may receive this document. This document is for the information of the addressees only and is not to be taken in substitution for the exercise of judgment by the addressees. All information contained herein above must be construed solely as statements of opinion of MSFL at a particular point of time based on the information as mentioned above and MSFL shall not be liable for any losses incurred by users from any use of this publication or its contents. "For information only, not solicitation to trade, refer website disclaimer before trading"

Analyst Declaration:

We, **MSFL Research Team**, hereby certify that the views expressed in this report are purely our views taken in an unbiased manner out of information available to the public and believing it to be reliable. No part of our compensation is or was or in future will be linked to specific view/s or recommendation(s) expressed by us in this research report. All the views expressed herewith are our personal views on all the aspects covered in this report.

MSFL Investment Rating:

The ratings below have been prescribed on a potential returns basis with a timeline of up to 12 months. At times, the same may fall out of the price range due to market price movements and/or volatility in the short term. The same shall be reviewed from time to time by MSFL. The addressee(s) decision to buy or sell a security should be based upon his/her personal investment objectives and should be made only after evaluating the stocks' expected performance and associated risks.

Rating Expected Return**Key ratings:**

Buy	> 15%
Accumulate	5 to 15%
Hold	- 5 to 5%
Sell	< - 5%
Not Rated	-

SEBI Registration No.: INH000002186**Research Team:**

Sr. No.	Name	Designation	Mail Id
1	Krushndas Gondaliya	AVP	krushnadas.gondaliya@marwadionline.net
Technical Team			
1	Milan Kakkad	Asst. Manager	Milan.kakkad@msflibg.in
2	Meet Joshi	Sr. Research Analyst	Meet.joshi@msflibg.in
3	Rajesh Chovatiya	Research Analyst	Rajesh.chovatiya@msflibg.in
4	Narendra Sanchaniya	Research Associate	Narendra.sanchaniya@msflibg.in
5	Gopal Sarvaiya	Research Associate	Gopal.sarvaiya@msflibg.in
Fundamental Team			
1	Komal Maheshwari	Research Analyst	Komal.maheshwari@msflibg.in

Marwadi Shares & Finance Limited**Registered Office**

**Marwadi Financial Plaza, Nana Mava Main Road,
Off. 150 Ft. Ring Road, Rajkot – 360 005.
Tel : +91 281 7174000**