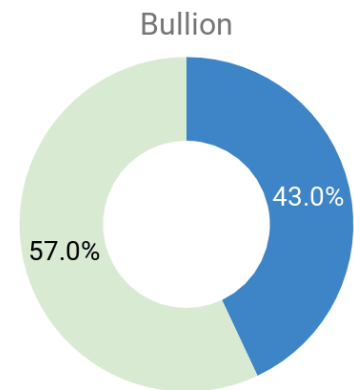
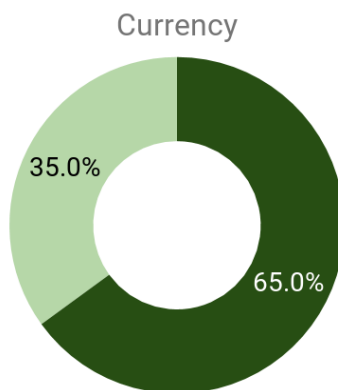
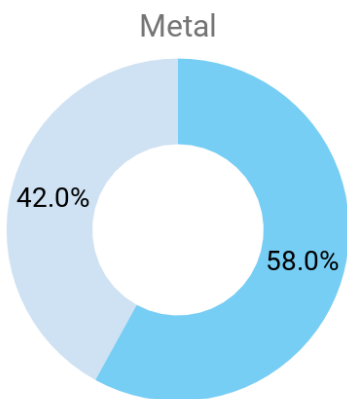
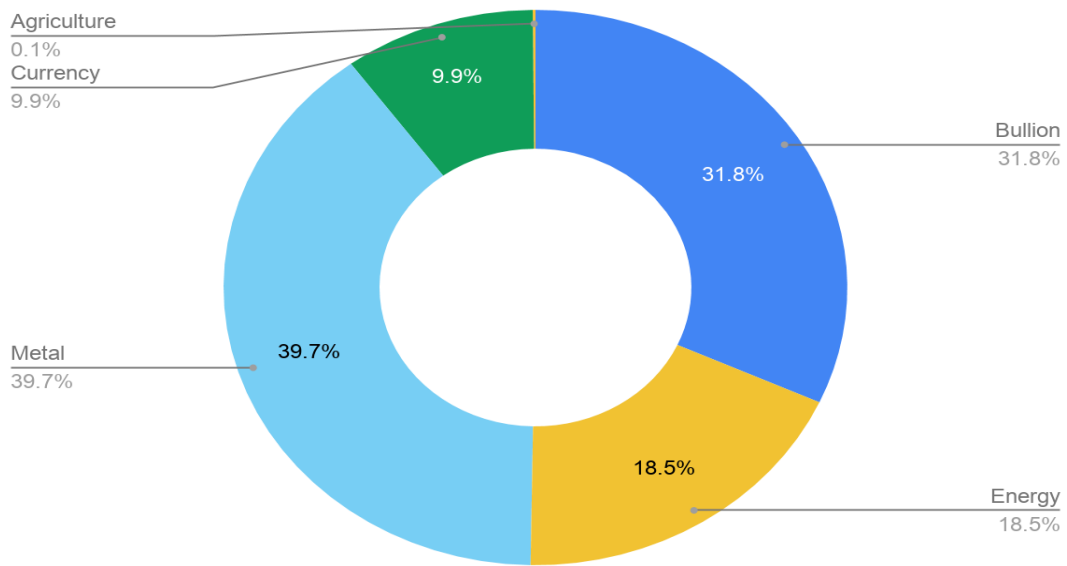


Commodity Technical Calls Performance Scoreboard-November -2019

Product	Profit	Loss	Net Profit	Positive Trade	Negative Trade	Max Gain	Max Loss	Winning Ratio	Losing Ratio
Bullion	80550	-87660	-7110	6	8	20500	-12500	43.00%	57.00%
Energy	46800	-27350	19450	8	8	9300	-6000	50.00%	50.00%
Metal	100550	-43500	57050	14	10	30000	-6500	58.00%	42.00%
Currency	25200	-15100	10100	20	11	3050	-1600	65.00%	35.00%
Agriculture	350	-17500	-17150	3	4	350	-6300	43.00%	57.00%
Total	253450	-191110	62340	51	41				



Bullion

Date	Commodity	Indication	CMP	Stop loss	Targets	Exit	Total P&L (RS.)*
01/11/19	Gold	Buy	38535	38410	38740	38410	-12500
04/11/19	Silver	Buy	46855	46440	47440	46440	-12450
06/11/19	Silver	Sell	45475	45880	44870	45120	10650
06/11/19	Gold	Sell	37982	38105	37780	38105	-12300
07/11/19	Gold	Buy	38222	38100	38425	38100	-12200
07/11/19	Silver	Buy	45665	45260	46270	45260	-12150
11/11/19	Gold	Sell	37765	37890	37560	37560	20500
13/11/19	Silver	Buy	44120	43715	44725	44725	18150
13/11/19	Gold	Buy	37837	37715	38040	38040	20300
14/11/19	Silver	Buy	44715	44310	45320	44870	4650
14/11/19	Gold	Buy	38187	38065	38390	38250	6300
18/11/19	Gold	Sell	37847	37970	37650	37970	-12300
19/11/19	Gold	Buy	38175	38050	38380	38050	-12500
25/11/19	Silver	Sell	44155	44560	43550	44197	-1260

*Investment Minimum 1 Lots

Total Profit:80550/-

Total Loss : 87660/-

Net : -7110/-

Energy

Date	Commodity	Indication	CMP	Stop loss	Targets	Exit	Total P&L (RS.)*
01/11/19	Crude oil	Sell	3850	3910	3760	3910	-6000
04/11/19	Natural Gas	Sell	198.6	202.6	192.6	200.7	-2625
05/11/19	Crude Oil	Buy	4002	3940	4095	4065	6300
05/11/19	Natural Gas	Buy	204.9	200.9	210.9	202.8	-2625
06/11/19	Crude Oil	Buy	4042	3980	4135	4105	6300
06/11/19	Natural Gas	Buy	205.3	201.3	211.3	201.3	-5000
07/11/19	Crude Oil	Buy	4002	3940	4095	4095	9300
08/11/19	Crude Oil	Buy	4017	3955	4110	4080	6300
11/11/19	Crude Oil	Buy	4047	3985	4140	4080	3300
13/11/19	Crude Oil	Buy	4060	4000	4150	4120	6000
14/11/19	Crude Oil	Buy	4142	4080	4235	4101	-4100
18/11/19	Crude Oil	Buy	4140	4080	4230	4080	-6000
21/11/19	Crude Oil	Buy	4115	4055	4205	4175	6000
22/11/19	Crude Oil	Buy	4177	4115	4270	4210	3300
25/11/19	Crude Oil	Buy	4155	4085	4245	4149	-600
26/11/19	Crude Oil	Buy	4167	4105	4260	4163	-400

*Investment Minimum 1 Lots

Total Profit: 46800/-

Total Loss :27350/-

Net Profit: 19450/-

Metal

Date	Commodity	Indication	CMP	Stop loss	Targets	Exit	Total P&L (RS.)*
01/11/19	Nickel	Buy	1202	1190	1222	1194	-2000
05/11/19	Zinc	Buy	190.8	189.6	192.8	192.1	6500
05/11/19	Copper	Buy	441.65	437.65	447.65	443.45	4500
05/11/19	Nickel	Buy	1173.3	1161.3	1193.3	1171.3	-500
06/11/19	Copper	Buy	443.7	439.7	449.7	444.05	875
07/11/19	Zinc	Buy	190.5	189.3	192.5	192.5	10000
08/11/19	Zinc	Buy	193.2	192	195.2	195.2	10000
08/11/19	Copper	Buy	445.1	441.1	451.1	442.5	-6500
11/11/19	Zinc	Buy	194.5	193.3	196.5	195.1	3000
14/11/19	Nickel	Sell	1140.75	1153	1120.4	1120.4	5087.5
15/11/19	Nickel	Sell	1123	1135	1103	1111	3000
15/11/19	Zinc	Buy	193.3	192.1	195.3	192.1	-6000
18/11/19	Zinc	Sell	192.6	193.8	190.6	191.3	6500
19/11/19	Zinc	Sell	191.5	192.7	189.5	189.5	10000
19/11/19	Lead	Sell	154.1	155.3	152.1	154.55	-2250
20/11/19	Zinc	Sell	189.25	190.45	187.25	187.95	6500
20/11/19	Nickel	Sell	1088	1100	1068	1076	3000
21/11/19	Zinc	Sell	186.05	187.25	184.05	187.25	-6000
22/11/19	Zinc	Sell	186.05	187.25	184.05	187.25	-6000
22/11/19	Nickel	Buy	1079.65	1067.5	1100	1086	1587.5
25/11/19	Zinc	Buy	188.45	187.25	190.45	187.25	-6000
26/11/19	Zinc	Sell	185.3	186.5	183.7	186.5	-6000
27/11/19	Copper	Buy	436.1	432.1	442.1	435.2	-2250
29/11/19	Nickel	Sell	1028.4	1040.4	1008.4	1008.4	30000

*Investment Minimum 1 Lots

Total Profit: 100550/-

Total Loss : 43500/-

Net Profit: 57050/-

Currency

Date	Commodity	Indication	CMP	Stop loss	Targets	Exit	Total P&L (RS.)*
01/11/19	GBPINR	Buy	92.18	92.02	92.49	92.02	-1600
04/11/19	USDINR	Buy	70.835	70.68	71.17	70.92	850
05/11/19	USDINR	Buy	70.855	70.7	71.16	70.815	-400
05/11/19	GBPINR	Buy	91.35	91.19	91.66	91.395	450
06/11/19	USDINR	Buy	70.935	70.78	71.24	71.12	1850
06/11/19	GBPINR	Buy	91.54	91.38	91.85	91.63	900
06/11/19	EURINR	Buy	78.825	78.67	79.13	79.01	1850
07/11/19	GBPINR	Sell	91.34	91.5	91.03	91.25	900
08/11/19	USDINR	Buy	71.355	71.2	71.66	71.375	200
08/11/19	EURINR	Buy	78.955	78.8	79.26	78.8	-1550
08/11/19	JPYINR	Buy	65.385	65.23	65.69	65.23	-1550
11/11/19	USDINR	Buy	71.56	71.41	71.87	71.56	0
13/11/19	USDINR	Buy	71.795	71.64	72.1	72.1	3050
13/11/19	EURINR	Buy	79.265	79.11	79.57	79.57	3050
14/11/19	USDINR	Buy	72.225	72.07	72.53	72.07	-1550
15/11/19	USDINR	Sell	71.795	71.95	71.49	71.86	-650
18/11/19	GBPINR	Buy	93.01	92.85	93.32	93.2	1900
18/11/19	EURINR	Buy	79.545	79.39	79.85	79.56	150
19/11/19	USDINR	Buy	72.005	71.85	72.31	71.85	-1550
20/11/19	EURINR	Sell	79.435	79.59	79.13	79.59	-1550
20/11/19	GBPINR	Sell	92.555	92.71	92.25	92.71	-1550
22/11/19	GBPINR	Sell	92.615	92.77	92.31	92.77	-1550
25/11/19	GBPINR	Buy	92.265	92.11	92.57	92.35	850
26/11/19	GBPINR	Buy	92.43	92.27	92.74	92.27	-1600
28/11/19	GBPINR	Buy	92.585	92.43	92.89	92.89	3050
28/11/19	JPYINR	Buy	65.615	65.46	65.92	65.7	850
28/11/19	eurinr	Buy	79.075	78.92	79.38	79.16	850
29/11/19	GBPINR	Buy	92.78	92.63	93.09	92.97	1900
29/11/19	EURINR	Buy	79.235	79.08	79.54	79.32	850

Currency

Date	Commodity	Indication	CMP	Stop loss	Targets	Exit	Total P&L (RS.)*
29/11/19	JPYINR	Buy	65.765	65.61	66.07	65.85	850
29/11/19	USDINR	Buy	71.875	71.72	72.18	71.96	850

*Investment Minimum 10 Lots

Total Profit: 25200/-

Total Loss : 15100/-

Net Profit: 10100/-

Agriculture

Date	Commodity	Indication	CMP	Stop loss	Targets	Exit	Total P&L (RS.)*
07/11/19	Gaurseed	Buy	4292	4230	4385	4280.5	-1150
08/11/19	Gaurseed	Buy	4290	4229	4383	4250.5	-3950
13/11/19	Gaurseed	Sell	4342	4405	4250	4338.5	350
13/11/19	Sybeanidr	Sell	3932	3995	3840	3995	-6300
15/11/19	Gaurseed	Sell	4401	4465	4310	4401	0
15/11/19	Sybeanidr	Sell	3970	4030	3875	3970	0
20/11/19	Sybeanidr	Buy	4046	3985	4137	3985	-6100

*Investment Minimum 1 Lots

Total Profit: 350/-

Total Loss : 17500/-

Net : -17150/-

MSFL Disclaimer:

All information/opinion contained/expressed herein above by MSFL has been based upon information available to the public and the sources, we believe, to be reliable, but we do not make any representation or warranty as to its accuracy, completeness or correctness. Neither MSFL nor any of its employees shall be in any way responsible for the contents. Opinions expressed are subject to change without notice. This document does not have regard to the specific investment objectives, financial situation and the particular needs of any specific person who may receive this document. This document is for the information of the addressees only and is not to be taken in substitution for the exercise of judgment by the addressees. All information contained herein above must be construed solely as statements of opinion of MSFL at a particular point of time based on the information as mentioned above and MSFL shall not be liable for any losses incurred by users from any use of this publication or its contents. "For information only, not solicitation to trade, refer website disclaimer before trading"

Analyst Declaration:

We, **MSFL Research Team**, hereby certify that the views expressed in this report are purely our views taken in an unbiased manner out of information available to the public and believing it to be reliable. No part of our compensation is or was or in future will be linked to specific view/s or recommendation(s) expressed by us in this research report. All the views expressed herewith are our personal views on all the aspects covered in this report.

MSFL Investment Rating:

The ratings below have been prescribed on a potential returns basis with a timeline of up to 12 months. At times, the same may fall out of the price range due to market price movements and/or volatility in the short term. The same shall be reviewed from time to time by MSFL. The addressee(s) decision to buy or sell a security should be based upon his/her personal investment objectives and should be made only after evaluating the stocks' expected performance and associated risks.

Rating Expected Return**Key ratings:**

Buy	> 15%
Accumulate	5 to 15%
Hold	- 5 to 5%
Sell	< - 5%
Not Rated	-

SEBI Registration No.: INH000002186**Research Team:**

Sr.No.	Name	Designation	Mail Id
1	Krushndas Gondaliya	AVP	krushnadas.gondaliya@marwadionline.net
Technical Team			
1	Meet Joshi	Sr. Research Analyst	Meet.joshi@marwadigroup.in
2	Rajesh Chovatiya	Research Analyst	Rajesh.chovatiya@marwadigroup.in
3	Narendra Sanchaniya	Research Associate	Narendra.sanchaniya@marwadigroup.in
4	Gopal Sarvaiya	Research Associate	Gopal.sarvaiya@marwadigroup.in
5	Manharsinh Jadeja	Research Associate	Manharsinh.jadeja@marwadigroup.in
Fundamental Team			
1	Komal Maheshwari	Research Analyst	Komal.maheshwari@marwadionline.in

Marwadi Shares & Finance Limited**Registered Office**

**Marwadi Financial Plaza, Nana Mava Main Road,
Off. 150 Ft. Ring Road, Rajkot – 360 005.
Tel : +91 281 7174000**