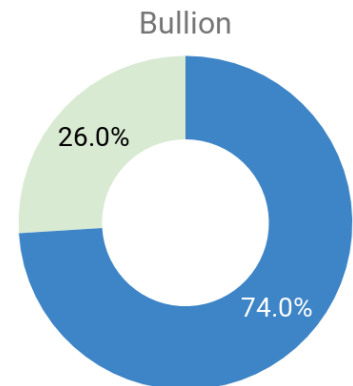
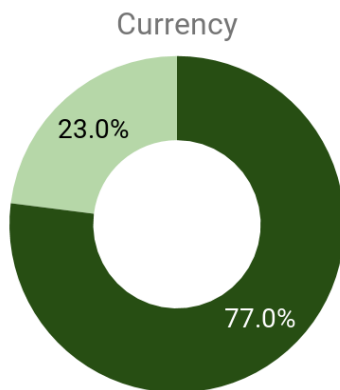
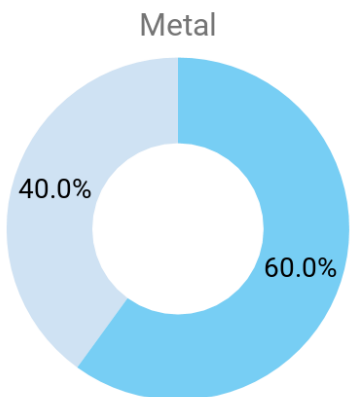
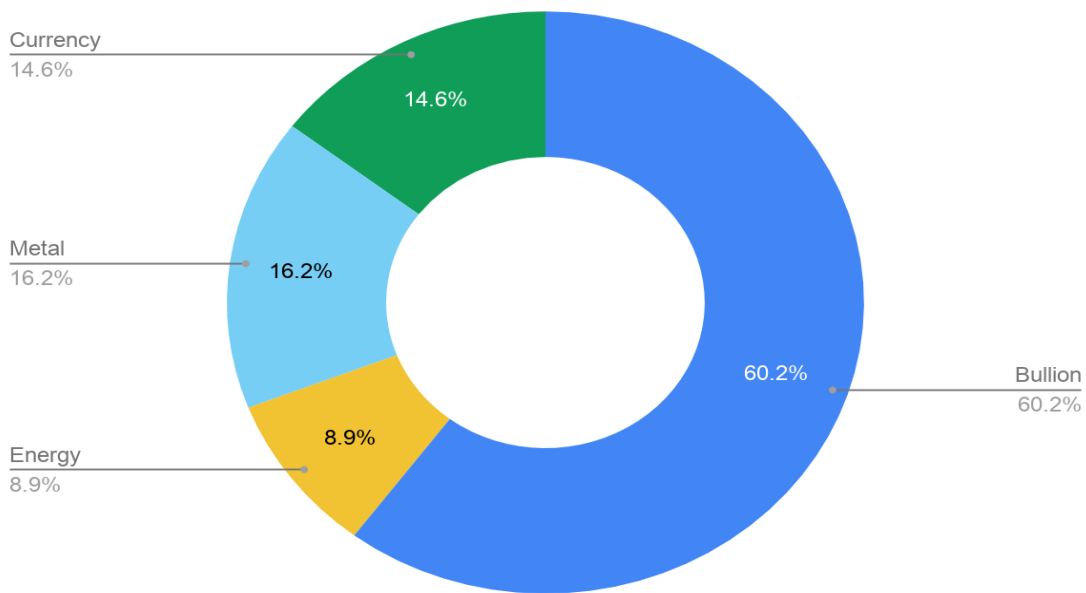


Commodity Technical Calls Performance Scoreboard-October -2019

Product	Profit	Loss	Net Profit	Positive Trade	Negative Trade	Max Gain	Max Loss	Winning Ratio	Losing Ratio
Bullion	187300	-55150	132150	17	6	20500	-12500	74.00%	26.00%
Energy	27600	-19900	7700	6	4	6300	-6200	60.00%	40.00%
Metal	50500	-35825	14675	15	10	10000	-6000	60.00%	40.00%
currency	45500	-7850	37650	24	7	3050	-1550	77.00%	23.00%
Agriculture	0	-1400	0	0	1	0	-1400	0.00%	100.00%
Total	310900	-120125	190775	62	28				



Bullion

Date	Commodity	Indication	CMP	Stop loss	Targets	Exit	Total P&L (RS.)*
07/10/19	Gold	Sell	38312	38435	38110	38250	6200
07/10/19	Silver	Sell	45145	45550	44540	45150	-150
08/10/19	Gold	Buy	38430	38305	38630	38570	14000
09/10/19	Gold	Buy	38467	38345	38670	38530	6300
09/10/19	Silver	Buy	46315	45910	46910	45910	-12150
10/10/19	Gold	Sell	38385	38510	38180	38180	20500
11/10/19	Gold	Sell	38212	38335	38010	38010	20200
11/10/19	Silver	Sell	45365	45770	44770	44980	11550
15/10/19	Silver	Buy	45975	45570	46570	45570	-12150
16/10/19	Silver	Sell	44915	45320	44310	44760	4650
16/10/19	Gold	Sell	38067	38190	37865	38005	6200
17/10/19	Silver	Buy	45265	45860	45870	45630	10950
17/10/19	Gold	Buy	38105	37980	38310	38170	6500
18/10/19	Gold	Buy	38155	38030	38360	38030	-12500
18/10/19	Silver	Buy	45435	45030	46040	45480	1350
22/10/19	Silver	Buy	45425	45020	46030	45580	4650
23/10/19	Gold	Buy	38025	37900	38230	38090	6500
24/10/19	Silver	Buy	45445	45040	46050	46050	18150
25/10/19	Silver	Buy	46115	45710	46710	46710	17850
25/10/19	Gold	Buy	38385	38260	38590	38590	20500
29/10/19	Gold	Buy	38005	37880	38210	37880	-12500
30/10/19	Silver	Buy	46245	45840	46850	46055	-5700
31/10/19	Silver	Buy	46395	45990	47000	46770	11250

*Investment Minimum 1 Lots

Total Profit: 187300/-

Total Loss : 55150/-

Net Profit: 132150/-

Energy

Date	Commodity	Indication	CMP	Stop loss	Targets	Exit	Total P&L (RS.)*
07/10/19	Crude Oil	Buy	3800	3740	3890	3830	3000
08/10/19	Crude Oil	Buy	3710	3650	3800	3770	6000
09/10/19	Crude Oil	Buy	3757	3685	3850	3820	6300
09/10/19	Natural Gas	Buy	164.4	160.4	170.4	160.4	-5000
10/10/19	Crude Oil	Buy	3742	3680	3835	3775	3300
11/10/19	Crude Oil	Buy	3892	3830	3985	3830	-6200
14/10/19	Crude Oil	Buy	3857	3795	3950	3795	-6200
16/10/19	Crude Oil	Sell	3787	3850	3695	3812	-2500
24/10/19	Crude oil	Buy	3955	3895	4045	4015	6000
25/10/19	Crude oil	Buy	3975	3915	4065	4005	3000

*Investment Minimum 1 Lots

Total Profit: 27600/-

Total Loss :19900/-

Net Profit: 7700/-

Metal

Date	Commodity	Indication	CMP	Stop loss	Targets	Exit	Total P&L (RS.)*
01/10/19	Zinc	Buy	184.8	183.6	186.8	185.4	3000
01/10/19	Nickel	Sell	1218	1230	1198	1230	-3000
04/10/19	Zinc	Sell	180.7	181.9	178.7	180.1	3000
04/10/19	Lead	Buy	155.55	154.35	157.55	157.55	10000
07/10/19	Nickel	Buy	1270	1258	1290	1263.5	-1625
07/10/19	Zinc	Buy	181.5	180.3	183.5	182.1	3000
07/10/19	Lead	Buy	157.25	156.05	159.25	157.85	3000
08/10/19	Copper	Buy	438.4	434.4	444.6	438	-1000
09/10/19	Zinc	Buy	181.9	180.7	183.9	180.7	-6000
09/10/19	Lead	Buy	155.5	154.3	157.5	155.7	1000
10/10/19	Lead	Buy	156.2	155	158.2	156.8	3000
11/10/19	Zinc	Buy	185.3	184.1	187.3	187.3	10000
11/10/19	Copper	Buy	442.2	438.2	448.2	442.8	1500
14/10/19	Zinc	Buy	187.15	185.95	189.15	185.95	-6000
15/10/19	Copper	Buy	443.9	439.9	449.9	442.55	-3375
16/10/19	Lead	Buy	155.75	154.55	157.75	156.35	3000
17/10/19	Copper	Sell	437.15	441.15	431.15	437.9	-1875
17/10/19	Zinc	Sell	184.2	185.4	182.2	185.4	-6000
18/10/19	Nickel	Sell	1177.8	1189.8	1157.8	1171.8	1500
24/10/19	Lead	Buy	155.95	154.75	157.95	156.15	1000
25/10/19	Nickel	Buy	1205	1193	1225	1201.2	-950
30/10/19	Nickel	Buy	1202.9	1190.9	1222.9	1208.9	1500
30/10/19	Lead	Buy	159.75	158.55	161.75	158.55	-6000
31/10/19	Lead	Sell	157.3	158.5	155.3	156.7	3000
31/10/19	Zinc	Sell	188	189.2	186	187.4	3000

*Investment Minimum 1 Lots

Total Profit: 50500/-

Total Loss : 35825/-

Net Profit: 14675/-

Currency

Date	Commodity	Indication	CMP	Stop loss	Targets	Exit	Total P&L (RS.)*
01/10/19	USDINR	Buy	70.955	70.8	71.22	71.22	2650
01/10/19	GBPINR	Buy	87.435	87.28	87.7	87.7	2650
07/10/19	USDINR	Buy	71.155	71	71.42	71.21	550
09/10/19	EURINR	Buy	78.305	78.15	78.58	78.39	850
10/10/19	USDINR	Buy	71.225	70.07	71.49	71.175	-500
10/10/19	GBPINR	Buy	87.265	87.11	87.55	87.285	200
11/10/19	EURINR	Buy	78.335	78.18	78.6	78.6	2650
11/10/19	GBPINR	Buy	88.505	88.35	88.77	88.77	2650
11/10/19	JPYINR	Buy	65.905	65.75	66.21	65.99	850
14/10/19	GBPINR	Buy	89.415	89.26	89.72	89.6	1850
14/10/19	EURINR	Buy	78.335	78.18	78.64	78.64	3050
14/10/19	JPYINR	Buy	65.685	65.53	65.99	65.99	3050
14/10/19	USDINR	Buy	71.095	70.94	71.4	71.28	1850
15/10/19	EURINR	Buy	78.805	78.65	79.11	78.99	1850
15/10/19	JPYINR	Buy	65.945	65.79	66.25	66.25	3050
15/10/19	GBPINR	Buy	90.105	89.95	90.41	90.41	3050
15/10/19	USDINR	Buy	71.415	71.26	71.72	71.6	1850
16/10/19	GBPINR	Buy	91.525	91.37	91.83	91.37	-1550
16/10/19	JPYINR	Buy	66.105	65.95	66.41	65.95	-1550
16/10/19	GBPINR	Buy	91.455	91.3	91.77	91.3	-1550
17/10/19	USDINR	Sell	71.455	71.61	71.15	71.27	1850
17/10/19	GBPINR	Sell	91.545	91.7	91.24	91.24	3050
17/10/19	EURINR	Sell	79.185	79.34	78.88	79.1	850
18/10/19	GBPINR	Buy	91.645	91.49	91.95	91.49	-1550
18/10/19	USDINR	Sell	71.215	71.37	70.91	71.13	850
22/10/19	GBPINR	Buy	91.045	90.89	91.35	91.13	850
24/10/19	USDINR	Buy	70.925	70.77	71.23	71.01	850
25/10/19	EURINR	Buy	78.875	78.72	79.18	78.785	-900

Currency

Date	Commodity	Indication	CMP	Stop loss	Targets	Exit	Total P&L (RS.)*
30/10/19	USDINR	Buy	71.105	70.95	71.41	71.19	850
30/10/19	EURINR	Buy	79.175	79.02	79.48	79.15	-250
30/10/19	GBPINR	Buy	91.545	91.39	91.85	91.73	1850
31/10/19	USDINR	Buy	70.925	70.77	71.23	71.11	1850

*Investment Minimum 10 Lots

Total Profit: 45500/-

Total Loss : 7850/-

Net Profit: 37650/-

Agriculture

Date	Commodity	Indication	CMP	Stop loss	Targets	Exit	Total P&L (RS.)*
01/10/19	Kapas	Buy	1073	1060.5	1093.5	1066	-1400

*Investment Minimum 1 Lots

Total Profit: /-

Total Loss : -1400/-

Net: -1400/-

MSFL Disclaimer:

All information/opinion contained/expressed herein above by MSFL has been based upon information available to the public and the sources, we believe, to be reliable, but we do not make any representation or warranty as to its accuracy, completeness or correctness. Neither MSFL nor any of its employees shall be in any way responsible for the contents. Opinions expressed are subject to change without notice. This document does not have regard to the specific investment objectives, financial situation and the particular needs of any specific person who may receive this document. This document is for the information of the addressees only and is not to be taken in substitution for the exercise of judgment by the addressees. All information contained herein above must be construed solely as statements of opinion of MSFL at a particular point of time based on the information as mentioned above and MSFL shall not be liable for any losses incurred by users from any use of this publication or its contents. "For information only, not solicitation to trade, refer website disclaimer before trading"

Analyst Declaration:

We, **MSFL Research Team**, hereby certify that the views expressed in this report are purely our views taken in an unbiased manner out of information available to the public and believing it to be reliable. No part of our compensation is or was or in future will be linked to specific view/s or recommendation(s) expressed by us in this research report. All the views expressed herewith are our personal views on all the aspects covered in this report.

MSFL Investment Rating:

The ratings below have been prescribed on a potential returns basis with a timeline of up to 12 months. At times, the same may fall out of the price range due to market price movements and/or volatility in the short term. The same shall be reviewed from time to time by MSFL. The addressee(s) decision to buy or sell a security should be based upon his/her personal investment objectives and should be made only after evaluating the stocks' expected performance and associated risks.

Rating Expected Return**Key ratings:**

Buy	> 15%
Accumulate	5 to 15%
Hold	- 5 to 5%
Sell	< - 5%
Not Rated	-

SEBI Registration No.: INH000002186**Research Team:**

Sr.No.	Name	Designation	Mail Id
1	Krushndas Gondaliya	AVP	krushnadas.gondaliya@marwadionline.net
Technical Team			
1	Meet Joshi	Sr. Research Analyst	Meet.joshi@marwadigroup.in
2	Rajesh Chovatiya	Research Analyst	Rajesh.chovatiya@marwadigroup.in
3	Narendra Sanchaniya	Research Associate	Narendra.sanchaniya@marwadigroup.in
4	Gopal Sarvaiya	Research Associate	Gopal.sarvaiya@marwadigroup.in
5	Manharsinh Jadeja	Research Associate	Manharsinh.jadeja@marwadigroup.in
Fundamental Team			
1	Komal Maheshwari	Research Analyst	Komal.maheshwari@marwadionline.in

Marwadi Shares & Finance Limited**Registered Office**

**Marwadi Financial Plaza, Nana Mava Main Road,
Off. 150 Ft. Ring Road, Rajkot – 360 005.
Tel : +91 281 7174000**