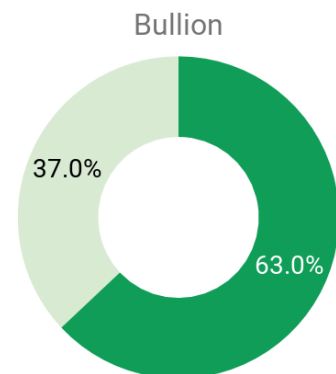
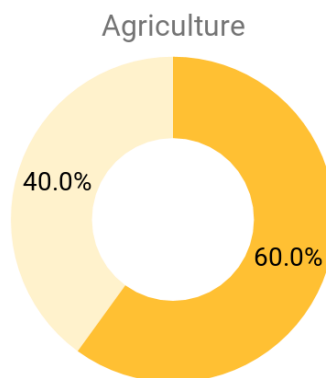
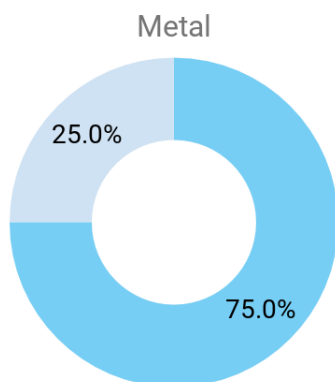
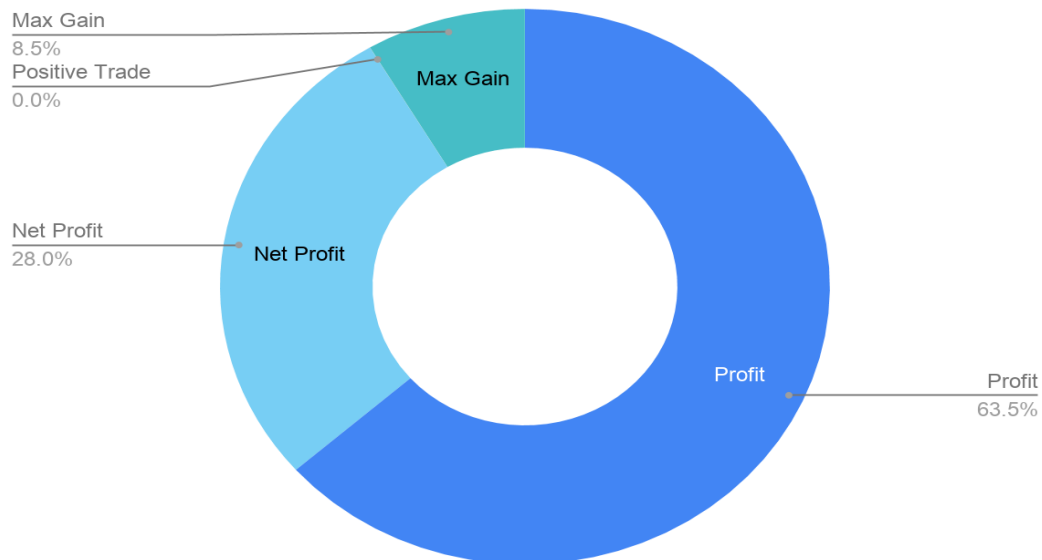


Commodity Technical Calls Performance Scoreboard- September-2019

Product	Profit	Loss	Net Profit	Positive Trade	Negative Trade	Max Gain	Max Loss	Winning Ratio	Losing Ratio
Bullion	153550	-85900	67650	12	7	20500	-12500	63.00%	37.00%
Energy	29150	-34800	-5650	5	6	7500	-6200	45.00%	55.00%
Metal	128887.5	-30875	98012	24	8	15000	-6000	75.00%	25.00%
currency	7900	-14550	-6650	5	11	2700	-1600	31.00%	69.00%
Agriculture	7500	-1850	5650	3	2	3100	-1100	60.00%	40.00%
Total	326987.5	-167975	159012.5	49	34				



Bullion

Date	Commodity	Indication	CMP	Stop loss	Targets	Exit	Total P&L (RS.)*
03/09/19	Silver	Buy	48535	48130	49140	49140	18150
03/09/19	Gold	Buy	39127	39005	39330	39330	20300
04/09/19	Gold	Buy	39702	39580	39905	39765	6300
04/09/19	Silver	Buy	50985	50580	51590	50580	-12150
09/09/19	Silver	Buy	47705	47300	48310	48060	10650
09/09/19	Gold	Buy	38612	38490	38815	38675	6300
10/09/19	Gold	Sell	38235	38360	38030	38360	-12500
12/09/19	Gold	Buy	37905	37780	38110	38110	20500
13/09/19	Gold	Buy	37695	37570	37900	37830	13500
13/09/19	Silver	Buy	47265	46860	47860	46860	-12150
17/09/19	Gold	Buy	38132	38010	38335	38010	-12200
18/09/19	Gold	Buy	37852	37730	38055	37915	6300
19/09/19	Gold	Buy	37612	37490	37815	37745	13300
23/09/19	Gold	Buy	37857	37735	38065	37925	6800
25/09/19	Gold	Buy	38165	38040	38370	38040	-12500
26/09/19	Gold	Buy	37652	37530	37855	37530	-12200
26/09/19	Silver	Sell	46475	46880	45880	46100	11250
27/09/19	Gold	Sell	37582	37705	37380	37380	20200
30/09/19	Gold	Buy	37622	37500	37825	37500	-12200

*Investment Minimum 1 Lots

Total Profit: 153550/-

Total Loss : 85900/-

Net Profit: 67650/-

Energy

Date	Commodity	Indication	CMP	Stop loss	Targets	Exit	Total P&L (RS.)*
04/09/19	Natural Gas	Buy	169.8	165.8	175.8	175.8	7500
06/09/19	Natural Gas	Sell	173.6	177.6	167.6	177.6	-5000
06/09/19	Crude Oil	Buy	4052	3990	4145	3990	-6200
09/09/19	Natural Gas	Buy	180.5	176.5	186.5	184.3	4750
10/09/19	Crude oil	Buy	4197	4135	4290	4135	-6200
11/09/19	Crude Oil	Buy	4177	4115	4270	4115	-6200
23/09/19	Crude Oil	Sell	4152	4205	4060	4090	6200
24/09/19	Natural Gas	Buy	179.8	175.8	185.8	183.4	4500
25/09/19	Crude Oil	Sell	4032	4095	3940	3970	6200
26/09/19	Natural Gas	Buy	181.3	177.3	187.3	177.3	-5000
26/09/19	Crude Oil	Buy	4037	3975	4130	3975	-6200

*Investment Minimum 1 Lots

Total Profit: 29150/-

Total Loss :34800/-

Net Profit: -5650/-

Metal

Date	Commodity	Indication	CMP	Stop loss	Targets	Exit	Total P&L (RS.)*
03/09/19	Nickel	Buy	1293.2	1281.2	1313.2	1281.2	-3000
03/09/19	Zinc	Buy	181.6	180.4	183.6	182.2	3000
04/09/19	Zinc	Buy	182.9	181.7	184.9	184.9	10000
04/09/19	Nickel	Buy	1278.25	1266	1298.5	1291	3187.5
05/09/19	Zinc	Buy	186.45	185.25	188.45	188.45	10000
05/09/19	Lead	Buy	155.8	154.6	157.8	157.1	6500
05/09/19	Aluminium	Buy	140.6	139.4	142.6	141.2	3000
05/09/19	Copper	Buy	449.8	445.8	455.8	455.8	15000
06/09/19	Nickel	Sell	1234.8	1246.8	1212.8	1222.8	3000
06/09/19	Zinc	Sell	185.7	186.9	183.7	186.9	-6000
06/09/19	Copper	Buy	455	451	461	453.7	-3250
09/09/19	Zinc	Buy	184.15	182.95	186.15	185.45	6500
10/09/19	Zinc	Buy	184.7	183.5	186.7	185.3	3000
11/09/19	Zinc	Buy	188.35	187.15	190.35	188.95	3000
12/09/19	Lead	Sell	154.45	155.65	152.45	153.85	3000
13/09/19	Lead	Buy	154.7	153.5	156.7	156	6500
13/09/19	Nickel	Buy	1260.5	1248.5	1280.5	1248.5	-3000
17/09/19	Copper	Sell	454.4	458.4	448.4	450.6	9500
17/09/19	Lead	Sell	155.05	156.25	153.05	153.75	6500
17/09/19	Zinc	Buy	185.75	184.55	187.75	184.55	-6000
18/09/19	Lead	Sell	154	155.2	152	153.4	3000
18/09/19	Copper	Sell	450.6	454.6	444.6	446.8	9500
18/09/19	Nickel	Sell	1222	1234	1202	1216	1500
19/09/19	Copper	Sell	447.3	451.3	441.3	447.55	-625
19/09/19	Zinc	Sell	183.75	184.95	181.75	183.15	3000
23/09/19	Zinc	Sell	182.95	184.15	180.95	182.35	3000
24/09/19	Nickel	Sell	1219.5	1231.5	1199.5	1231.5	-3000
25/09/19	Zinc	Sell	182.65	183.85	180.65	181.35	6500
25/09/19	Copper	Buy	445	441	451	446.8	4500
26/09/19	Lead	Buy	155.8	154.6	157.8	154.6	-6000
30/09/19	Zinc	Sell	182.45	183.65	180.45	181.85	3000
30/09/19	Nickel	Buy	1235.2	1223.2	1255	1248	3200

*Investment Minimum 1 Lots

Total Profit: 128887.5/-

Total Loss : 30875/-

Net Profit: 98012.5/-

Currency

Date	Commodity	Indication	CMP	Stop loss	Targets	Exit	Total P&L (RS.)*
03/09/19	EURINR	Sell	79.375	79.53	79.11	79.53	-1550
04/09/19	USDINR	Buy	72.455	72.3	72.72	72.3	-1550
05/09/19	USDINR	Buy	72.085	71.93	72.35	72.005	-800
06/09/19	GBPINR	Buy	88.71	88.55	88.98	88.55	-1600
09/09/19	USDINR	Sell	71.695	71.85	71.43	71.85	-1550
11/09/19	GBPINR	Buy	88.785	88.63	89.05	88.725	-600
13/09/19	GBPINR	Buy	88.21	88.05	88.48	88.48	2700
13/09/19	USDINR	Buy	71.145	70.99	71.41	71.23	850
16/09/19	GBPINR	Sell	88.95	89.11	88.68	89.11	-1600
17/09/19	USDINR	Buy	71.995	71.84	72.28	72.08	850
17/09/19	EURINR	Buy	79.45	79.29	79.72	79.29	-1600
23/09/19	GBPINR	Sell	88.185	88.34	87.92	88.34	-1550
25/09/19	USDINR	Buy	71.135	70.98	71.4	71.075	-600
25/09/19	EURINR	Buy	78.275	78.12	78.54	78.12	-1550
30/09/19	GBPINR	Buy	87.125	86.97	88.39	87.39	2650
30/09/19	EURINR	Buy	77.735	77.58	78	77.82	850

*Investment Minimum 10 Lots

Total Profit: 7900/-

Total Loss : -14550/-

Net Profit: -6650/-

Agriculture

Date	Commodity	Indication	CMP	Stop loss	Targets	Exit	Total P&L (RS.)*
03/09/19	Guarseed	Sell	4217	4280	4125	4192	2500
05/09/19	Castor	Buy	5842	5780	5935	5820	-1100
16/09/19	Chana	Sell	3999	4060	3908	3980	1900
17/09/19	Sybeanind	Sell	3734	3795	3643	3703	3100
23/09/19	Castort	Buy	5827	5765	5920	5812	-750

*Investment Minimum 1 Lots

Total Profit: 7500/-

Total Loss : 1850/-

Net Profit: 5650/-

MSFL Disclaimer:

All information/opinion contained/expressed herein above by MSFL has been based upon information available to the public and the sources, we believe, to be reliable, but we do not make any representation or warranty as to its accuracy, completeness or correctness. Neither MSFL nor any of its employees shall be in any way responsible for the contents. Opinions expressed are subject to change without notice. This document does not have regard to the specific investment objectives, financial situation and the particular needs of any specific person who may receive this document. This document is for the information of the addressees only and is not to be taken in substitution for the exercise of judgment by the addressees. All information contained herein above must be construed solely as statements of opinion of MSFL at a particular point of time based on the information as mentioned above and MSFL shall not be liable for any losses incurred by users from any use of this publication or its contents. "For information only, not solicitation to trade, refer website disclaimer before trading"

Analyst Declaration:

We, **MSFL Research Team**, hereby certify that the views expressed in this report are purely our views taken in an unbiased manner out of information available to the public and believing it to be reliable. No part of our compensation is or was or in future will be linked to specific view/s or recommendation(s) expressed by us in this research report. All the views expressed herewith are our personal views on all the aspects covered in this report.

MSFL Investment Rating:

The ratings below have been prescribed on a potential returns basis with a timeline of up to 12 months. At times, the same may fall out of the price range due to market price movements and/or volatility in the short term. The same shall be reviewed from time to time by MSFL. The addressee(s) decision to buy or sell a security should be based upon his/her personal investment objectives and should be made only after evaluating the stocks' expected performance and associated risks.

Rating Expected Return**Key ratings:**

Buy	> 15%
Accumulate	5 to 15%
Hold	- 5 to 5%
Sell	< - 5%
Not Rated	-

SEBI Registration No.: INH000002186**Research Team:**

Sr.No.	Name	Designation	Mail Id
1	Krushndas Gondaliya	AVP	krushnadas.gondaliya@marwadionline.net
Technical Team			
1	Meet Joshi	Sr. Research Analyst	Meet.joshi@marwadigroup.in
2	Rajesh Chovatiya	Research Analyst	Rajesh.chovatiya@marwadigroup.in
3	Narendra Sanchaniya	Research Associate	Narendra.sanchaniya@marwadigroup.in
4	Gopal Sarvaiya	Research Associate	Gopal.sarvaiya@marwadigroup.in
5	Manharsinh Jadeja	Research Associate	Manharsinh.jadeja@marwadigroup.in
Fundamental Team			
1	Komal Maheshwari	Research Analyst	Komal.maheshwari@marwadionline.in

Marwadi Shares & Finance Limited**Registered Office****Marwadi Financial Plaza, Nana Mava Main Road,****Off. 150 Ft. Ring Road, Rajkot – 360 005.****Tel : +91 281 7174000**