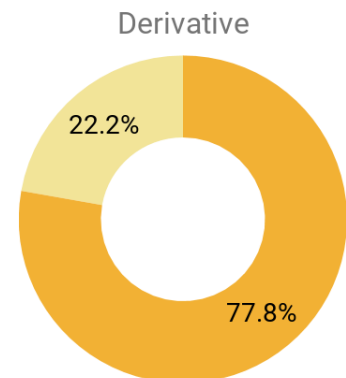
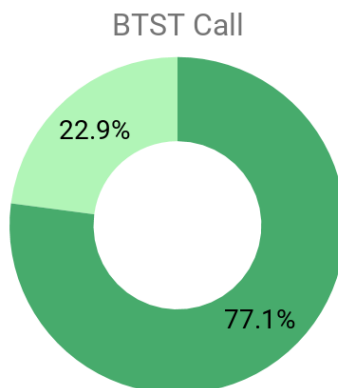
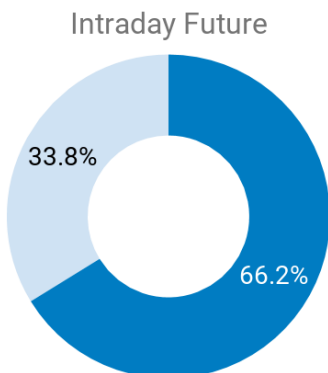
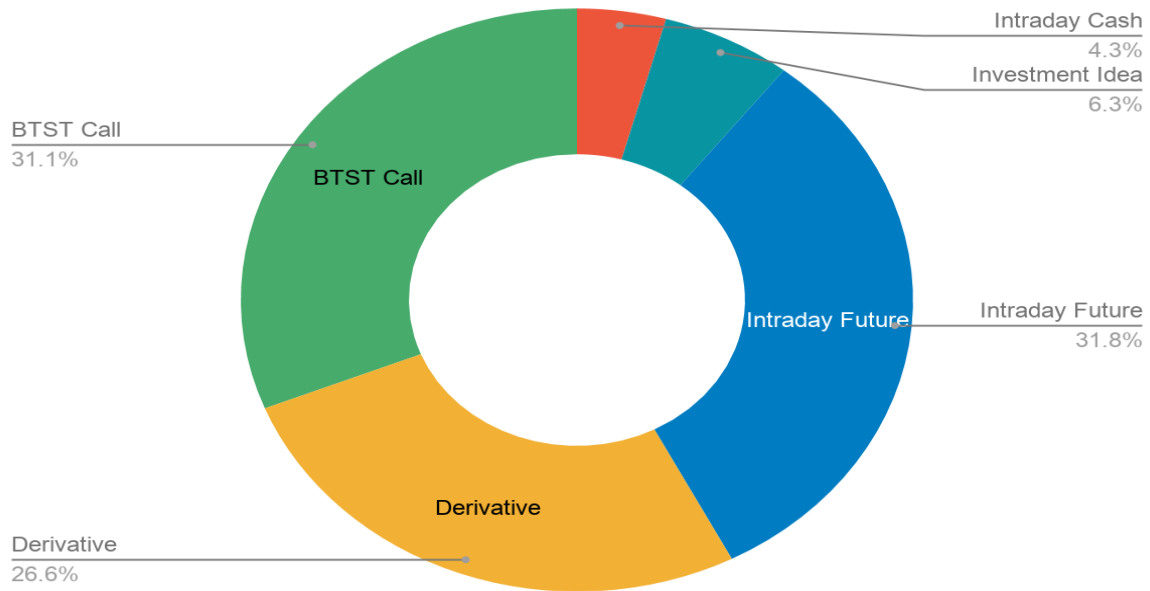


**Equity Technical Calls Performance Scoreboard- April-2019**

Product	Profit	Loss	Net Profit	Positive Trade	Negative Trade	Max Gain	Max Loss	Winning Ratio	Losing Ratio
Intraday Cash	31369	-775	30594	19	2	4427	-735	90%	10%
Investment Idea	46083	0	46083	9	0	7600	1167	100%	0%
Intraday Future	233497	-174503	58994	49	25	14400	-12750	66%	34%
Derivative	194913	-29570	165343	21	6	39780	-8700	78%	22%
BTST Call	227889	-80620	147269	37	11	18600	-11840	77%	23%
<b>Total</b>	<b>733751</b>	<b>-285468</b>	<b>448283</b>	<b>135</b>	<b>44</b>				



**Future Segment top 5 Gainers**

Scripts name	(AMT in Rs.)
HDFC	14400
ADANI ENT	14200
JUSTDIAL	13370
TATA STEEL	12308
HIND PETRO	10500


**Future Segment Top 5 Gainers**



**BTST CALLs Top 5 Gainers**

Scripts name	(AMT in Rs.)
BANK INDIA	18600
WIPRO	18400
HDFC	15250
TATAMTRDVR	15010
SBIN	10800

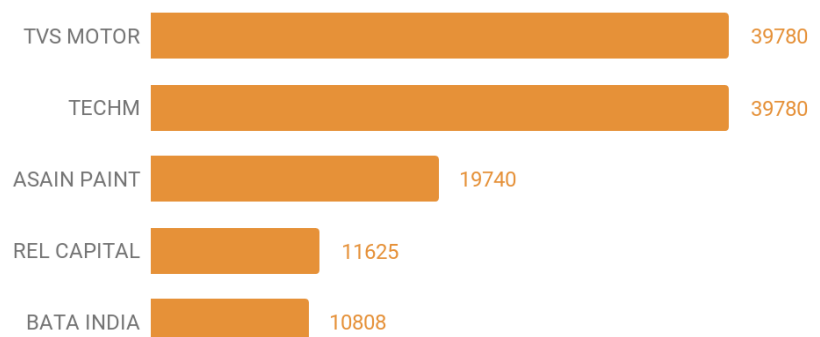
**BTST CALLs Top 5 Gainers**



**Derivative Call Top 5 Gainers**

Scripts name	(AMT in Rs.)
TVS MOTOR	39780
TECHM	39780
ASIAN PAINT	19740
REL CAPITAL	11625
BATA INDIA	10808

**Derivative Call Top 5 Gainers**



**Intraday Future**

Date	Scripts	Indication	CMP	Stop loss	Targets	Exit	Total P&L (RS.)*
01.04.2019	ADANIENT	BUY	147.85	145.6	151.4	151.4	14200
01.04.2019	NIFTY	BUY	11767.5	11717.5	11850	11794	1988
01.04.2019	HINDPETRO	BUY	285	282	290	290	10500
02.04.2019	JUSTDIAL	SELL	597.75	607	582	594.5	4550
02.04.2019	SBIN	SELL	324.1	328.35	317	328.35	-12750
02.04.2019	RELIANCE	BUY	1400.5	1390	1419.3	1390	-5250
02.04.2019	AMBUJACEM	BUY	236.25	233	242.6	237.8	3875
03.04.2019	M&M	BUY	677.85	671	690	671	-6850
04.04.2019	HDFC	BUY	2030.5	2014	2059.3	2059.3	14400
04.04.2019	CENTURYTEX	BUY	917.5	906	937	918.2	420
04.04.2019	BANKNIFTY	SELL	30285	30460	29990	30235	1000
05.04.2019	INFY	BUY	757.25	750	770	763	6900
05.04.2019	RELIANCE	BUY	1370.5	1357	1391.7	1357	-6750
05.04.2019	AUROPHARMA	BUY	793.75	785	810	797.5	3750
05.04.2019	VEDL	BUY	189.75	187	195	193.3	8165
08.04.2019	UJJIVAN	BUY	330.25	324	340	333	4400
08.04.2019	BANKNIFTY	BUY	30285	30520	30285	30340	1100
08.04.2019	GODFRYPHLP	BUY	1143	1130	1168	1130	-9100
08.04.2019	SBIN	BUY	321	317	327.6	317	-12000
08.04.2019	BANKBARODA	BUY	134.7	133.2	136.9	133.2	-6000
08.04.2019	TATAMOTORS	BUY	206.55	203.3	212	203.3	-6500
08.04.2019	ACC	BUY	1666.5	1655	1686	1676	3800
08.04.2019	VEDL	BUY	191.5	189	195.7	189	-5750
08.04.2019	JSWSTEEL	BUY	296.7	293.7	301.7	293.7	-4500
09.04.2019	INFY	BUY	771.75	764	785.5	775.25	4200
09.04.2019	RELIANCE	BUY	1347.5	1333.5	1371	1333.5	-7000
09.04.2019	APOLLOHOSP	SELL	1237.5	1250	1216	1250	-6250
09.04.2019	MUTHOOTFIN	SELL	595.25	602	584	602	-10125
10.04.2019	JINDALSTEL	BUY	185.8	183	190.6	187.5	3825
10.04.2019	BANKNIFTY	BUY	30295	30160	30520	30335	800
10.04.2019	BANKBARODA	SELL	131.6	135	126	130.35	5000
10.04.2019	ADANIPORTS	BUY	383.75	381	389	385.5	4375
11.04.2019	ESCORTS	BUY	785.5	778	800	778	-8250

**Intraday Future**

Date	Scripts	Indication	CMP	Stop loss	Targets	Exit	Total P&L (RS.)*
11.04.2019	SRF	BUY	2484	2468	2512	2496	6000
12.04.2019	OIL	BUY	179.1	177.3	181.9	179.25	510
12.04.2019	M&MFIN	BUY	419.45	415	427	415	-5562
12.04.2019	INDIGO	BUY	1426	1405.6	1460	1435	5400
12.04.2019	BIOCON	SELL	629	635.3	618.5	633.15	-3735
12.04.2019	M&M	BUY	678	670	691.2	682	4000
15.04.2019	TATASTEEL	BUY	541	534	552.6	552.6	12308
15.04.2019	TVSMOTOR	BUY	503.95	497.35	515	507.5	3550
15.04.2019	BANKBARODA	BUY	132.35	130	136.6	131.25	-4400
15.04.2019	NIFTY	BUY	11712.5	11648	11820	11739	1988
16.04.2019	RELIANCE	BUY	1358.5	1342	1384.7	1365.5	3500
16.04.2019	SBIN	BUY	320.2	317	325.5	317	-9600
16.04.2019	AMBUJACEM	BUY	229.8	227	235	231.6	4500
16.04.2019	HDFCBANK	BUY	2297	2274	2335.4	2311	3500
16.04.2019	ASHOKLEY	BUY	97.2	95.3	100.6	98.25	4200
18.04.2019	HINDZINC	SELL	283.1	285	279.8	285	-6080
18.04.2019	NIFTY	SELL	11797.5	11856	11700	11777	1538
18.04.2019	RECLTD	BUY	153.1	150.45	157.5	153.8	4200
18.04.2019	PETRONET	BUY	242.25	239.5	247.3	242.2	-150
18.04.2019	TECHM	BUY	809	800.9	822.5	800.9	-9720
22.04.2019	RAMCOCEM	SELL	767.25	777.5	750	760.5	5400
22.04.2019	GAIL	SELL	347.6	351.5	342	345	6934
22.04.2019	NIFTY	SELL	11662.5	11725	11560	11615	3563
23.04.2019	ITC	BUY	303.65	301	308.8	303.8	360
23.04.2019	BANKBARODA	BUY	125.1	123.3	128.2	126.3	4800

**Intraday Future**

Date	Scripts	Indication	CMP	Stop loss	Targets	Exit	Total P&L (RS.)*
23.04.2019	NIFTY	SELL	11640	11702	11530	11604	2700
23.04.2019	SBIN	BUY	313.4	308.25	322	315.8	7200
24.04.2019	BANKNIFTY	SELL	29555	29708	29300	29507.5	950
24.04.2019	JUSTDIAL	BUY	564.55	558.7	574.1	574.1	13370
24.04.2019	INFY	BUY	738	732	748	741.6	4320
24.04.2019	BERGEPAIN	BUY	323.45	319.5	330	325.6	4730
25.04.2019	BIOCON	BUY	624.3	618	637	625.25	855
25.04.2019	TATAMTRDVR	BUY	110.65	108	115	108	-10070
25.04.2019	JUSTDIAL	BUY	581.4	576	591	576	-7560
26.04.2019	HDFC	SELL	1964	1984.5	1930	1984.5	-10250
26.04.2019	LUPIN	BUY	878	868	895	887	6300
26.04.2019	RELIANCE	BUY	1396	1372.6	1435	1404	4000
30.04.2019	HEXAWARE	BUY	346.45	343	353	353	9825
30.04.2019	BANKNIFTY	SELL	29925	30050	29720	29850	1500
30.04.2019	PIDILITIND	BUY	1233.5	1220	1258	1242	4250
30.04.2019	RECLTD	BUY	148.5	146.2	152.35	148.45	-300

\*Investment Minimum 1 Lots

Total Profit: 233497/-

Total Loss : 174503/-

Net Profit: 58994/-

**Intraday Cash**

Date	Scripts	Indication	CMP	Stop loss	Targets	Exit	Total P&L (RS.)*
01.04.2019	BF UTILITY	BUY	199.85	196.7	204.9	201.85	1001
01.04.2019	BIOCON	BUY	616.25	608	630	621.9	917
01.04.2019	TATAPOWER	BUY	75.45	74.2	77.5	76	729
04.04.2019	INDIGO	BUY	1392	1369.2	1430	1430	2730
05.04.2019	DATAMATICS	BUY	103.3	102	105.4	105.4	2033
05.04.2019	INTELLECT	BUY	216	213	221	221	2315
05.04.2019	GRANULES	BUY	110.6	108	114.9	111.8	1085
08.04.2019	IDFCFIRSTB	BUY	54.8	53.5	57	55.35	1004
08.04.2019	HPL Electric	BUY	62.45	59.75	67	64	2482
10.04.2019	DHARAMPUR SUGAR	BUY	227.75	220.4	240	230	988
10.04.2019	ADANI GREEN	BUY	37	35.9	39	38	2703
15.04.2019	BEL	BUY	95	93	98.5	95	0
16.04.2019	JINADAL SAW	BUY	88.1	85.5	92	92	4427
16.04.2019	RBLBANK	BUY	678.25	665.2	700	680.3	302
23.04.2019	STRTECH	BUY	206.2	200.95	215	208.4	1067
23.04.2019	DISHTV	BUY	38.1	36.7	40.5	38.65	1444
23.04.2019	BANDHAN BANK	BUY	570.5	564	581	577	1139
24.04.2019	FSL	BUY	50.95	49.5	53.6	51.75	1570
24.04.2019	STCINDIA	BUY	127.3	123.3	134	127.25	-39
24.04.2019	ADANIGREEN	BUY	44.75	43.7	46.4	45.45	1564
30.04.2019	INTELLECT	BUY	224.6	222	228.8	228.8	1870
30.04.2019	J&K BANK	BUY	61.20	59.75	63.60	60.75	-735

\*Investment Minimum 1 Lacks

Total Profit: 31369/-

Total Loss : 775/-

Net Profit: 30594/-

**BTST CALLs**

Date	Scripts	Indication	CMP	Stop loss	Targets	Exit	Total P&L (RS.)*
29.03.2019	HDFC	BUY	1975.5	1960	2001	1985	4750
01.04.2019	BEML	BUY	1026.5	1015	1046	1015	-8050
03.04.2019	NMDC	SELL	105.75	108	102	105.1	3900
04.04.2019	SIEMENS	SELL	1146	1164.5	1115	1164.5	-10175
04.04.2019	AXISBANK	SELL	766.25	774	752.6	761.5	5700
04.04.2019	HAVELLS	BUY	772.5	763	790	776.7	4200
05.04.2019	MANAPPURAM	BUY	121	119.2	124	122	6000
05.04.2019	RBLBANK	BUY	666	658	679.3	669.8	4560
05.04.2019	JINDALSTEL	BUY	187.2	184.5	192	189.5	5175
05.04.2019	DCBBANK	BUY	203.15	199.95	208.5	204.2	4725
08.04.2019	SBIN	SELL	316.6	324.1	304	313	10800
08.04.2019	WIPRO	BUY	265.25	262	271	271	18400
09.04.2019	BANKINDIA	BUY	100.7	98.8	103.8	103.8	18600
09.04.2019	ICICIBANK	BUY	396.1	391	404.3	397.45	3712.50
09.04.2019	TATAMTRDVR	BUY	99.25	97	103.2	103.2	15010
09.04.2019	ADANIENIT	BUY	147	144.4	151.3	148.1	4400
09.04.2019	IOC	BUY	156.15	153.8	160	157.2	3675
10.04.2019	AXISBANK	BUY	770.5	763	782	773.45	3540
10.04.2019	BHARATFORG	SELL	500.75	509.6	486	499.15	1920
11.04.2019	TATASTEEL	SELL	538.8	545.25	528	535.5	3501.30
11.04.2019	CENTURYTEX	BUY	913.5	901	935	921.5	4800
12.04.2019	MGL	BUY	1023.4	1012	1045	1030	3960
12.04.2019	HDFCBANK	BUY	2276	2249.6	2320	2297	5250
12.04.2019	ICICIBANK	BUY	396	392.3	402.1	397.9	5225
12.04.2019	ASHOKLEY	BUY	94.9	93	98.4	95.9	4000
12.04.2019	VEDL	BUY	185	183.15	188.1	188.1	7130
12.04.2019	MUTHOOTFIN	BUY	619.75	614	630	623.2	5175
15.04.2019	BHARTIARTL	BUY	343.3	339.85	349.1	349.1	9860
15.04.2019	AMARAJABAT	BUY	706.25	697	723	711.6	3745
15.04.2019	WIPRO	BUY	289.7	286	295.8	286	-11840
16.04.2019	KTKBANK	BUY	138.1	136.7	140.45	136.7	-6580
16.04.2019	HDFC	BUY	2039	2024	2066	2047	4000

**BTST CALLs**

Date	Scripts	Indication	CMP	Stop loss	Targets	Exit	Total P&L (RS.)*
16.04.2019	DCBBank	BUY	202	198.35	208.5	203	4500
16.04.2019	BSOFT	BUY	102.6	101.2	104.9	101.2	-3150
16.04.2019	TATAPOWER	BUY	71.8	70.5	74	70.5	-11700
18.04.2019	CONCOR	BUY	516.875	507.8	532	519.55	4181.02
18.04.2019	CIPLA	BUY	565	555.4	581	561.4	-3600
18.04.2019	AMBUJACEM	BUY	234	231	239	235.5	3750
18.04.2019	SUNPHARMA	BUY	465.5	460.8	473.25	460.8	-5170
22.04.2019	NIITTECH	BUY	1330.5	1316	1352	1316	-10875
24.04.2019	GAIL	BUY	347	342	355.3	348.7	4533.9
24.04.2019	ZEEL	BUY	418.5	413.2	428	421.2	3510
24.04.2019	TVSMOTOR	BUY	509.25	499.8	525	516	6750
24.04.2019	HDFC	BUY	1969.5	1951.2	2000	2000	15250
24.04.2019	JSWSTEEL	BUY	295.2	291	302.4	291	-6300
24.04.2019	UJJIVAN	BUY	323.6	319.5	331	326.85	5200
25.04.2019	BANKNIFTY	SELL	29765	29924	29500	29924	-3180
30.04.2019	HINDALCO	BUY	205.85	202.3	211.7	206.85	4500

\*Investment Minimum 1 Lot

Total Profit : 227889/-

Total Loss : 80620/-

Net Profit: 147269/-



**Derivative Strategy**

Date	Particulars	Yes/No	Total P&L (RS)*.
01.04.2019	Paired Trading Strategy : We recommend to Buy GLENMARK (APRIL) future near to 654 and Sell AUROPHARMA (APRIL) Future near to 796. currently, total spread between both is 142. target of spread is 115 and keep sl of spread at 158	YES	6250
02.04.2019	Derivative call : we recommended to buy GAIL (380) call near to 4.30 tgt 9 sl 1.50	YES	2400
03.04.2019	Derivative strategy :Covered Call Strategy :TVSMOTORS : We recommend to Buy TVSMOTORS April Future near 486.90 and write(Sell) April (520) Call near 6.85 keep SI 463 Maximum Gain is 39.95 While maximum loss is restricted to 17.05 at stop loss	YES	39780
03.04.2019	Derivative call : we recommended to buy HEROMOTOCOP (2700) call near to 46 tgt 101 sl 13	YES	2600
04.04.2019	Derivative call : we recommended to buy LUPIN (800) call near to 13.50 tgt 27.70 sl 5	YES	9940
04.04.2019	Paired Trading Strategy : We recommend to Buy BPCL (APRIL) future near to 361.5 and Sell HPCL (APRIL) Future near to 263.50. currently, total spread between both is 98. target of spread is 120 and keep sl of spread at 84.80	YES	6450
05.04.2019	Derivative call: We recommend to buy MINDTREE (960) CALL near 10.70 tgt 20.20 sl 5	YES	5700
05.04.2019	Derivative strategy :Covered Call Strategy :ACC : We recommend to Buy ACC April Future near 1662 and write(Sell) April (1720) Call near 26.25 keep SI 1610 Maximum Gain is 84.25 While maximum loss is restricted to 25.75 at stop loss	YES	6520
08.04.2019	Derivative call: We recommend to buy NIFTY (11700) CALL (11-04-2019) near 49 tgt 89 sl 25	No	-1800
08.04.2019	Derivative call: We recommend to buy MGL (1040) call near 21.45 tgt 49 sl 5	YES	1540
08.04.2019	Derivative call: We recommend to buy NMDC (112.50) Call near 1.50 tgt 4 sl 0.05	No	-8700
09.04.2019	Derivative strategy :Covered Call Strategy : TECHM : We recommend to Buy TECHM April Future near 797 and write(Sell) April (830) Call near 7.50 keep SI 771 Maximum Gain is 40.50 While maximum loss is restricted to 18.50 at stop loss	YES	39780
09.04.2019	Derivative call: We recommend to buy EXIDEIND (220) Call near 6 tgt 12.60 sl 2	YES	2800
09.04.2019	Derivative call: We recommend to buy Ambuja cem (230) Call near 4.75 tgt 9.90 sl 1.70	YES	2625
12.04.2019	Derivative call : We recommend to buy BATA INDIA (1420) CALL near 21.35 tgt 41 sl 9	YES	10807.5

**Derivative Strategy**

Date	Particulars	Yes/No	Total P&L (RS)*.
12.04.2019	Derivative call : We recommend to buy DABUR (410) CALL near 8.60 tgt 19.60 sl 2	No	-8250
12.04.2019	Derivative strategy : Covered Call Strategy : ASIANPAINT : We recommend to Buy ASIANPAINT April Future near 1443. and write(Sell) April (1480) Call near 10.75 keep Sl 1415 Maximum Gain is 47.75 While maximum loss is restricted to 17.25 at stop loss level.	YES	19740
12.04.2019	Derivative call : We recommend to buy BANKBARODA (135) CALL near 2.35 tgt 5.60 sl 0.40	No	-7800
12.04.2019	Derivative call : We recommend to buy BHEL (80) CALL near to 1.25 tgt 5.00 sl 0.05	YES	1875
15.04.2019	Derivative call : We recommend to buy HDFCBANK (2300) CALL near to 23.20 tgt 48 sl 8	YES	3400
15.04.2019	Derivative strategy : BANKNIFTY : We recommend to sell Banknifty (30500) weekly (18-apr-2019) Put near to 412 and Sell (29700) weekly (18-apr-2019) Call near to 463. Total Inflow will be 875. keep sl of 930 in total. and target of 790. maximum profit is 85.00 and loss is restricted to 55.00.	No	-1100
15.04.2019	Derivative strategy :Covered Call Strategy :Infy : We recommend to Buy Infy April Future near 729 and write(Sell) April (750) Call near 4.75 keep Sl 710 Maximum Gain is 25.75 While maximum loss is restricted to 14.25 at stop loss.	YES	6780
18.04.2019	Derivative call: We recommend to buy Nifty 11750 call (18.- april expiry) near 18-20 tgt 53 sl 0.05	YES	825
22.04.2019	DERIVATIVE call: We recommend to buy RELIANCE (1380) call near 11.50 tgt 28 sl 2	YES	8250
25.04.2019	Expiry Call : We recommend to sell Kotak Bank (1380) PUT near to 9.00 tgt 1.00 sl 13.80	No	-1920
25.04.2019	Expiry Call : We recommend to sell RELCAPITAL (150) CALL near to 8.00 - 8.50 tgt 0.50 sl 12.90	YES	11625
25.04.2019	Derivative Call : We recommend to sell ICICIBANK (390) CALL near to 7.00 - 6.80 tgt 1.00 sl 10.50	YES	5225

\*Investment Minimum 1 Lot

Total Profit: 194913/-

Total Loss : 29570/-

Net Profit: 165343/-

**Investment Idea**

Date	Scripts	Indication	CMP	Stop loss	Targets	Exit	Total P&L (RS.)*
12.03.2019	GRASIM	BUY	835	802	890	890	6587
04.04.2019	TATACHEM	BUY	600	570	650	607	1167
09.04.2019	HINDUNILVR	BUY	1681.5	1634	1760	1760	4668
09.04.2019	TRIVENI ENGINEERING	BUY	63.9	54.3	80	68.5	7199
10.04.2019	MANAPURAM	BUY	122.5	118	129.2	129.2	5469
16.04.2019	IndusInd bank (FUT)	BUY	1787	1718	1905	1808	6300
16.04.2019	DHFL	BUY	173	160	195.5	176.2	1850
16.04.2019	EQUITAS (FUT)	BUY	135.7	132	143	137.6	7600
18.04.2019	HINDPETRO	BUY	267	248	300	281	5243

**\*Investment Minimum 1 Lacks in Cash  
Investment Minimum 1 Lot in F&O**

Total Profit: 46083/-

Total Loss : 0/-

Net Profit: 46083/-

**MSFL Disclaimer:**

All information/opinion contained/expressed herein above by MSFL has been based upon information available to the public and the sources, we believe, to be reliable, but we do not make any representation or warranty as to its accuracy, completeness or correctness. Neither MSFL nor any of its employees shall be in any way responsible for the contents. Opinions expressed are subject to change without notice. This document does not have regard to the specific investment objectives, financial situation and the particular needs of any specific person who may receive this document. This document is for the information of the addressees only and is not to be taken in substitution for the exercise of judgment by the addressees. All information contained herein above must be construed solely as statements of opinion of MSFL at a particular point of time based on the information as mentioned above and MSFL shall not be liable for any losses incurred by users from any use of this publication or its contents. "For information only, not solicitation to trade, refer website disclaimer before trading"

**Analyst Declaration:**

We, **MSFL Research Team**, hereby certify that the views expressed in this report are purely our views taken in an unbiased manner out of information available to the public and believing it to be reliable. No part of our compensation is or was or in future will be linked to specific view/s or recommendation(s) expressed by us in this research report. All the views expressed herewith are our personal views on all the aspects covered in this report.

**MSFL Investment Rating:**

The ratings below have been prescribed on a potential returns basis with a timeline of up to 12 months. At times, the same may fall out of the price range due to market price movements and/or volatility in the short term. The same shall be reviewed from time to time by MSFL. The addressee(s) decision to buy or sell a security should be based upon his/her personal investment objectives and should be made only after evaluating the stocks' expected performance and associated risks.

**Rating      Expected Return****Key ratings:**

Buy	> 15%
Accumulate	5 to 15%
Hold	- 5 to 5%
Sell	< - 5%
Not Rated	-

**SEBI Registration No.: INH000002186****Research Team:**

Sr. No.	Name	Designation	Mail Id
1	Krushndas Gondaliya	AVP	krushnadas.gondaliya@marwadionline.net
Technical Team			
1	Milan Kakkad	Asst. Manager	Milan.kakkad@msflibg.in
2	Meet Joshi	Sr. Research Analyst	Meet.joshi@msflibg.in
3	Rajesh Chovatiya	Research Analyst	Rajesh.chovatiya@msflibg.in
4	Narendra Sanchaniya	Research Associate	Narendra.sanchaniya@msflibg.in
5	Gopal Sarvaiya	Research Associate	Gopal.sarvaiya@msflibg.in
Fundamental Team			
1	Komal Maheshwari	Research Analyst	Komal.maheshwari@msflibg.in

**Marwadi Shares & Finance Limited****Registered Office**

**Marwadi Financial Plaza, Nana Mava Main Road,  
Off. 150 Ft. Ring Road, Rajkot – 360 005.  
Tel : +91 281 7174000**