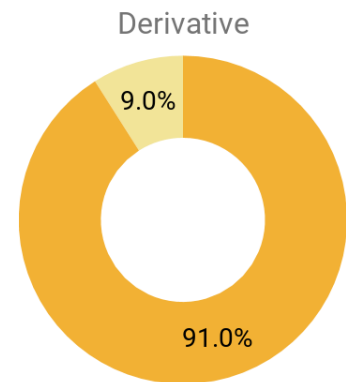
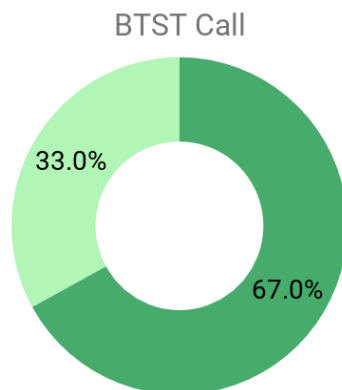
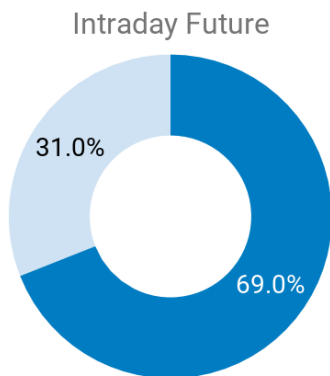
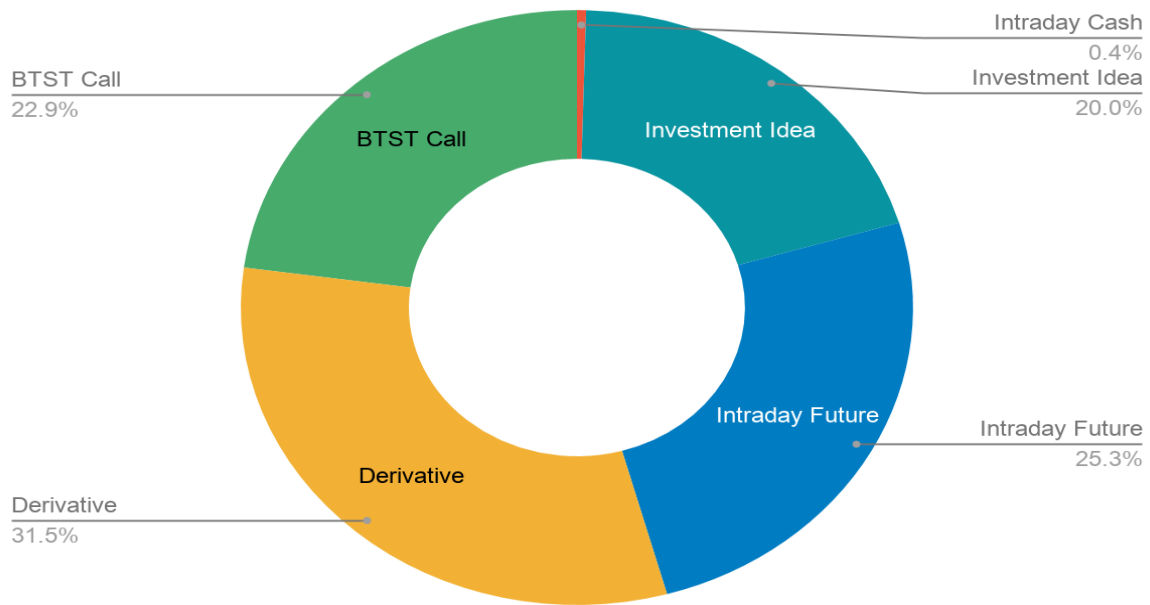


Equity Technical Calls Performance Dashboard- Feb-2019

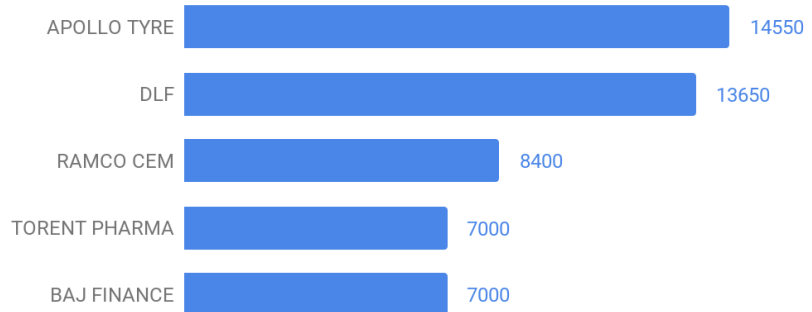
Product	Profit	Loss	Net Profit	Positive Trade	Negative Trade	Max Gain	Max Loss	Winning Ratio	Losing Ratio
Intraday Cash	3215	-1496	1719	3	1	1921	-1496	75%	25%
Investment Idea	146479	-4644	141835	8	1	50813	-4644	89%	11%
Intraday Future	185582	-125538	60044	41	18	14550	-12802	69%	31%
Derivative	230994	-14505	216489	21	2	33900	-13025	91%	9%
BTST Call	167723	-114690.35	53032	29	14	14520	-14200	67%	33%
Total	733993	-260873	453119	102	36				



Future Segment top 5 Gainers

Scrip name	(AMT in Rs.)
APOLLO TYRE	14550
DLF	13650
RAMCO CEM	8400
TORNT PHARMA	7000
BAJ FINANCE	7000

Future Segment Top 5 Gainers



BTST CALLs Top 5 Gainers

Scrip name	(AMT in Rs.)
WIPRO	14520
HEXAWARE	12375
MOTHER SUMI	11543
HIND PETRO	10500
EXIDE IND	10500

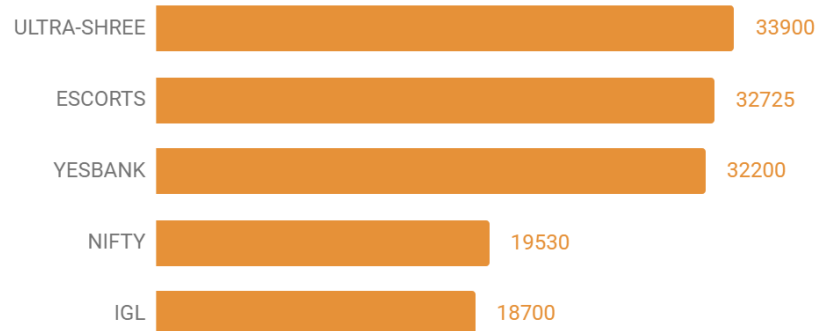
BTST CALLs Top 5 Gainers



Derivative Call Top 5 Gainers

Scrip name	(AMT in Rs.)
ULTRA-SHREE	33900
ESCORTS	32725
YESBANK	32200
NIFTY	19530
IGL	18700

Derivative Call Top 5 Gainers



Intraday Future

Date	Stocks	Indication	CMP	Stop loss	Targets	Exit	Total P&L (RS.) *
01.02.2019	DLF	BUY	165.75	163	171	171	13650
01.02.2019	TATAELXI	BUY	893.5	880.6	915	894.8	520
04.02.2019	VOLTAS	SELL	543.85	548.65	535.7	548.65	-4800
04.02.2019	BEL	SELL	83.35	85.3	80	82.5	5100
04.02.2019	ONGC	BUY	145.15	142.85	149	146.1	3562
05.02.2019	YESBANK	BUY	181.75	178	188	184.2	4287
05.02.2019	VEDL	SELL	160.75	164.75	154	163.7	-6727
05.02.2019	PNB	BUY	76.5	74.7	79.5	74.7	-12600
05.02.2019	JSWSTEEL	BUY	276.5	273	282.2	278.75	3375
05.02.2019	ASHOKLEY	BUY	83.05	81.4	86.4	81.4	-6600
06.02.2019	HINDPETRO	BUY	225	221.4	231	227.6	5460
06.02.2019	HAVELLS	BUY	737	730	749	741.15	4150
07.02.2019	TORRENT PHARMA	BUY	1814	1796	1845	1828	7000
07.02.2019	ASHOKLEY	BUY	85.3	83.4	88.5	86.2	3600
08.02.2019	STAR	SELL	425.75	436	408	422.5	3575
08.02.2019	YESBANK	BUY	178.05	174	184.5	174	-7088
08.02.2019	CANBK	SELL	229.75	234.4	222	228.75	2000
11.02.2019	BAJFINANCE	SELL	2673	2698	2630	2645	7000
11.02.2019	LICHSGFIN	BUY	461.7	453.5	475.5	453.5	-9020
11.02.019	HAVELLS	BUY	732.75	722	749	729.75	-3000
12.02.2019	ACC	BUY	1384	1368.4	1410	1379	-2000
12.02.2019	ASHOKLEY	SELL	82.35	84.35	79	81.35	4000
13.02.2019	APOLLOHOSP	BUY	1153	1136	1184	1165	6000
13.02.2019	BAJAJFINSV	BUY	6182.5	6138.5	6255	6225	5313
14.02.2019	TATASTEEL	SELL	484.75	492	473	481	3979
14.02.2019	GAIL	SELL	310.75	315.1	304.15	315.1	-11601
14.02.2019	HDFC	SELL	1920	1941	1885	1912	4000
15.02.2019	CIPLA	SELL	534.75	544.2	519	530.4	4350
15.02.2019	JSWSTEEL	SELL	273.25	279.4	261	270.25	4500
15.02.2019	AMBUJACEM	SELL	203.3	206.5	198	201.9	3500
18.02.2019	SBIN	BUY	265.4	262.4	271	262.4	-9000

Intraday Future

Date	Stocks	Indication	CMP	Stop loss	Targets	Exit	Total P&L (RS.) *
18.02.2019	NIFTY	SELL	10697.5	10755	10600	10674	1763
18.02.2019	ITC	BUY	282.1	279.8	286.2	279.8	-5520
19.02.2019	ONGC	BUY	133.15	130.2	138	134.2	3937
19.02.2019	APOLLOTYRE	BUY	203.15	200	208	208	14550
19.02.2019	AXISBANK	BUY	698.75	691.4	711.1	701.75	3600
19.02.2019	EXIDEIND	BUY	208.35	204.5	214.5	205.3	-6100
19.02.2019	NIFTY	SELL	10697.5	10749.5	10610	10749.5	-3900
19.02.2019	JUSTDIAL	BUY	472.85	468.9	479.7	475.4	3570
20.02.2019	KOTAKBANK	BUY	1286.5	1274	1308	1291	3600
20.02.2019	RAMCOCEM	BUY	608.5	603	619	619	8400
21.02.2019	SBIN	BUY	269.65	266.5	275	268.2	-4350
21.02.2019	VGUARD	BUY	189	185.7	194.5	189.6	1800
21.02.2019	DLF	BUY	165.15	162.3	169.8	166.7	4030
21.02.2019	HINDALCO	BUY	194.9	193	198.3	195.9	3500
22.02.2019	BIOCON	BUY	624	618	634	624	0
22.02.2019	SRTRANSFIN	BUY	1068.5	1056	1089	1075.1	3960
22.02.2019	TATASTEEL	BUY	500	493.7	510	503.7	3926
25.02.2019	JSWSTEEL	BUY	294.4	289.3	303	289.3	-7650
25.02.2019	ITC	BUY	275.25	273	279.2	276.75	3600
25.02.2019	HDFCBANK	BUY	2111.5	2095	2137	2125.5	3500
26.02.2019	DABUR	BUY	433	427	441	435.9	3625
26.02.2019	BPCL	BUY	332.75	327.2	342	335	4050
26.02.2019	VOLTAS	BUY	530	524.8	538.6	533.55	3550
27.02.2019	HINDPETRO	BUY	229.8	226	236	226	-7980
27.02.2019	AXISBANK	BUY	725.75	717.8	739.6	728.75	3600
27.02.2019	GAIL	BUY	338.4	333.6	346	333.6	-12802
28.02.2019	AXISBANK	SELL	718	724.2	706	714.5	4200
28.02.2019	TATAMOTORS	BUY	181	178.6	185	178.6	-4800
28.02.2019	SBIN	BUY	271.15	268.6	275.2	272.45	3900

***Investment Minimum 1 Lots**

Total Profit: 185582/-

Total Loss : 125538/-

Net Profit: 60044/-

Intraday Cash

Date	Stocks	Indication	CMP	Stop loss	Targets	Exit	Total P&L (RS.) *
14.02.2019	J&K BANK	Buy	39.6	38.25	41.85	40	1010
15.02.2019	ADANIPOWER	Buy	39.05	37.9	41.7	39.8	1921
18.02.2019	Bharti Infratel	Buy	316.25	308	330	317.15	285
20.02.2019	COLPAL	Buy	1263.5	1244.6	1295	1244.6	-1496

***Investment Minimum 1 Lacks**

Total Profit: 3215/-

Total Loss : 1496/-

Net Profit: 1719/-

BTST CALLs

Date	Stocks	Indication	CMP	Stop loss	Targets	Exit	Total P&L (RS.) *
01.02.2019	NIFTY	BUY	10905	10836	11020	10836	-5175
01.02.2019	RELIANCE	BUY	1251.5	1237.8	1272	1259	3750
04.02.2019	BATA INDIA	BUY	1164.5	1146.2	1195	1173	4675
04.02.2019	AXISBANK	BUY	720.25	711.4	735	724	4500
04.02.2019	TORRENT PHARMA	BUY	1831.5	1808	1869.4	1840	4250
04.02.2019	M&MFIN	BUY	403.5	396	416	406.75	4063
05.02.2019	SUNPHARMA	SELL	411.1	418	398	407	4510
06.02.2019	M&M	BUY	699.3	685.5	722	702.8	3500
06.02.2019	MOTHERSUMI	BUY	138.45	136	142.5	142.5	11543
07.02.2019	KOTAK BANK	BUY	1295.5	1274.6	1330	1302	5200
07.02.2019	TATASTEEL	BUY	490.75	483.9	502.8	483.9	-7268
07.02.2019	PETRONET	BUY	223.65	221	228.4	226	7050
08.02.2019	NMDC	SELL	94.3	96.5	90.4	93.6	4200
11.02.2019	AMBUJACEM	SELL	207.8	211.85	201	206.4	3500
11.02.2019	TATAELXSI	BUY	908	894.5	930	894.5	-14200
12.02.2019	HEXAWARE	BUY	356.75	352	365	365	12375
13.02.2019	DLF	SELL	159.85	162.5	155.7	157.6	5850
13.02.2019	BEML	SELL	761.5	772.5	747	755.5	4200
13.02.2019	M&M	SELL	644.75	652	633	641	3750
13.02.2019	TATAGLOBAL	SELL	184.2	188	177.6	188	-8550
14.02.2019	TECHM	BUY	812.25	802	827	802	-12300
14.02.2019	BAJFINANCE	BUY	2619	2590	2670	2633	3500
14.02.2019	JINDALSTEL	BUY	143.45	139.8	149.2	139.8	-8212
15.02.2019	KOTAK BANK	BUY	1288	1275	1307	1281	-5600
18.02.2019	INFY	BUY	740.3	730	756	730	-12360
19.02.2019	SBIN	BUY	266.9	262.4	274.4	268.1	3600
19.02.2019	IBULHSGFIN	SELL	612.75	626.4	590	626.4	-6825
20.02.2019	WIPRO	BUY	368.95	365.4	375	375	14520
20.02.2019	JSWSTEEL	BUY	274.25	267.8	285	277	4125
20.02.2019	ASIANPAINT	BUY	1395	1380	1420	1404	5400
20.02.2019	RELIANCE	BUY	1238.75	1227	1259	1259	10125

BTST CALLs

Date	Stocks	Indication	CMP	Stop loss	Targets	Exit	Total P&L (RS.) *
20.02.2019	BALKRISIND	BUY	832	824	845.5	824	-6400
21.02.2019	HINDPETRO	BUY	222	219	227	227	10500
21.02.2019	HDFC	BUY	1894.5	1880.8	1917.3	1903	4250
22.02.2019	AMBUJACEM	BUY	209.2	205.3	215	211.2	5000
25.02.2019	SUNPHARMA	BUY	439	434	447	434	-5500
25.02.2019	BHARATFIN	BUY	940.5	931	956.7	931	-4750
26.02.2019	EXIDEIND	BUY	218.45	215.2	223.7	223.7	10500
26.02.2019	NIFTY	BUY	10847.5	10785	10950	10878	2288
26.02.2019	HAVELLS	BUY	706.4	698	721	698	-8400
27.02.2019	NIFTY	BUY	10870	10813	10965	10894	1800
27.02.2019	DLF	SELL	164.75	168	159	162.75	5200
27.02.2019	RELIANCE	SELL	1225.5	1243.8	1195	1243.8	-9150

***Investment Minimum 1 Lot**

Total Profit: 167723/-

Total Loss : 114690/-

Net Profit: 53032/-

Derivative Strategy

Date	Particulars	Yes/No	Total P&L (RS) * .
01.02.2019	Derivative strategy: Nifty: Short straddle: We recommend to Sell 10900 Call @ 174 Sell 10900 Put @180 keep sl 11300 on upper side and 10500 on down side of maximum gain is 354 at 10900 level while maximum loss is restricted to 46 at stop loss level.	YES	19530
04.02.2019	Derivative Strategy: Covered call Strategy: MINDTREE: We recommend to buy MINDTREE Fut near 902 write Jan (960) call near 14.10, keep sl 870, of maximum gain is 72.10 while loss is restricted to 17.90 at stop loss level.	YES	6900
05.02.2019	Derivative call: We recommend to buy ADANIEN (135) call near 5.60 tgt 11.50 sl 2.00	YES	4000
07.02.2019	Derivative Strategy : Long Strangle : We recommend to buy Banknifty (27700) Weekly Call (07-Feb-2019) near to 28.00 and Buy (27300) weekly Put (07-Feb-2019) near to 46.00. Total cost of strategy is 74.00 and keep target of 105/135. keep sl of 37.40 in total.	NO	-1480
12.02.2019	Derivative call: We recommend to sell DLF feb (160) call near 7.60 tgt 0.05 sl 13	YES	7800
12.02.2019	Derivative Strategy: Covered call Strategy : YESBANK :We recommend to buy YES BANK fut near 175.60 write Feb (190) call near 4,keep sl 167, of maximum gain is 18.40 while loss is restricted to 4.60 at stop loss level.	YES	32200
12.02.2019	Paired Trading Strategy: We recommend to Buy ULTRATECH LTD(FEB) future near to 3492 and Sell SHREECEM (FEB) Future near to 16200 currently, total spread between both is -12708. Target of spread is -11800 and keep sl of spread at -13245.	YES	33900
12.02.2019	Derivative call: We recommend to buy BPCL (320) put near 4.50 tgt 12.00 sl 0.05	YES	13500
13.02.2019	Paired Trading Strategy: We recommend to Buy HEROMOTO (FEB) future near to 2751 and Sell MARUTI (FEB) Future near to 7112 currently, total spread between both is 4361. Target of spread is 3900 and keep sl of spread at 4625.	YES	4600
14.02.2019	Derivative call: We recommend to buy ADANI PORTS (370) CALL near 2.70 tgt 5.85 sl 0.80	YES	1500
14.02.2019	Derivative Strategy: Covered call Strategy: DRREDDY: We recommend to buy DRREDDY fut near 2672 write Feb (2800) call near 19.90,keep sl 2600, of maximum gain is 147.90 while loss is restricted to 52.10 at stop loss level.	NO	-13025
14.02.2019	Derivative call: We recommend to buy LT (1260) Call near 13 tgt 35.50 sl 0.05	YES	8437.5
18.02.2019	Derivative call: We recommend to buy JUBLFOOD (1400) Call near 15.65 tgt 32 sl 5.80	YES	3450
18.02.2019	Derivative call: We recommend to buy IGL (290) Call near 4.20 tgt 11 sl 0.05	YES	18700
19.02.2019	Derivative call: We recommend to buy BAJFINANCE (2650) Call near 38.50 tgt 76.40 sl 15	YES	1875
19.02.2019	Derivative strategy :Covered Call Strategy : ESCORTS : We recommend to Buy ESCORTS Feb Future near 638 and write(Sell) Feb (660) Call near 7.75 keep Sl 615 Maximum Gain is 29.75 While maximum loss is restricted to 15.25 at stop loss	YES	32725

19.02.2019	Derivative Strategy: Bull Call Spread strategy: Nifty: We recommend to buy NIFTY 10700 Call near 136 and write (Sell) NIFTY 10900 Call near 45.75. Total cost of strategy 90.25, keep sl 23.50 in total and maximum gain is 109.75 ,while loss is restricted to 66.75 at stop loss level.	YES	1556.25
19.02.2019	Derivative strategy :Covered Call Strategy : M&M : We recommend to Buy M&M Feb Future near 642.20 and write(Sell) Feb (670) Call near 3.55 keep Sl 623 Maximum Gain is 31.35 While maximum loss is restricted to 15.65 at stop loss.	YES	5750
20.02.2019	Derivative call: We recommend to buy VEDL (170) Call near 1.60 tgt 4.30 sl 0.05	YES	2070
20.02.2019	Paired Trading Strategy: We recommend to Sell ULTRATECH LTD(FEB) future near to 3555 and Buy SHREECEM (FEB) Future near to 15720 currently, total spread between both is 12165. Target of spread is 12900 and keep sl of spread at 11730.	YES	13150
21.02.2019	Derivative call: We recommend to buy TCS (1960) Call near 19.50 tgt 38.70 sl 8	YES	4800
26.02.2019	Derivative call: We recommend to Sell Cipla Feb (560) Put near 17.25 tgt 0.05 sl 27.60	YES	7000
27.02.2019	Paired Trading Strategy: We recommend to Buy MARUTI (MARCH) future near to 7012 and Sell BAJAJ AUTO (MARCH) Future near to 2924 currently, total spread between both is 4088. target of spread is 4520 and keep sl of spread at 3830	YES	7550

***Investment Minimum 1 Lot**

Total Profit: 230994/-

Total Loss : 14505/-

Net Profit: 216489/-

Investment Idea

Date	Stocks	Indication	CMP	Stop loss	Targets	Exit	Total P&L (RS.)*
05.02.2019	DMART	BUY	1465	1383	1600	1490	1706
05.02.2019	CUMMINSIND	SELL	807.5	770	871	770	-4644
08.02.2019	HDFCLTD (FUT)	BUY	1965.5	2016.5	1880	1882	41750
14.02.2019	ONGC (FUT)	BUY	129.45	120.2	145	143	50813
14.02.2019	BHARATFORGE	SELL	475	448	520	520	9474
18.02.2019	ACC (Future)	BUY	1343	1398.5	1250	1333	4000
19.02.2019	OIL	BUY	168.6	159.3	183.9	178.6	5931
21.02.2019	IBULHSGFIN	BUY	675.8	607	788	688	1805
25.02.2019	M&M (FUT)	BUY	651	632.5	682	682	31000

***Investment Minimum 1 Lacks in Cash
Investment Minimum 1 Lot in F&O**

Total Profit: 146479/-

Total Loss : 4644/-

Net Profit: 141835/-