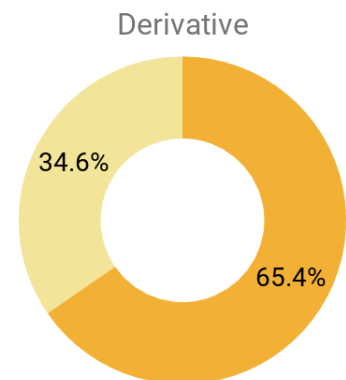
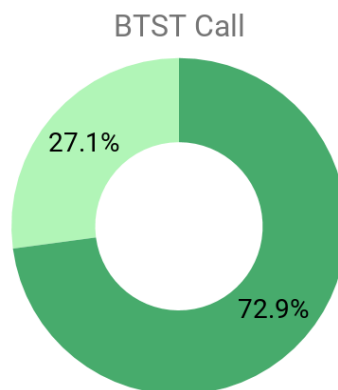
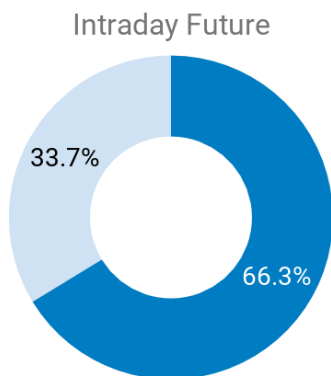
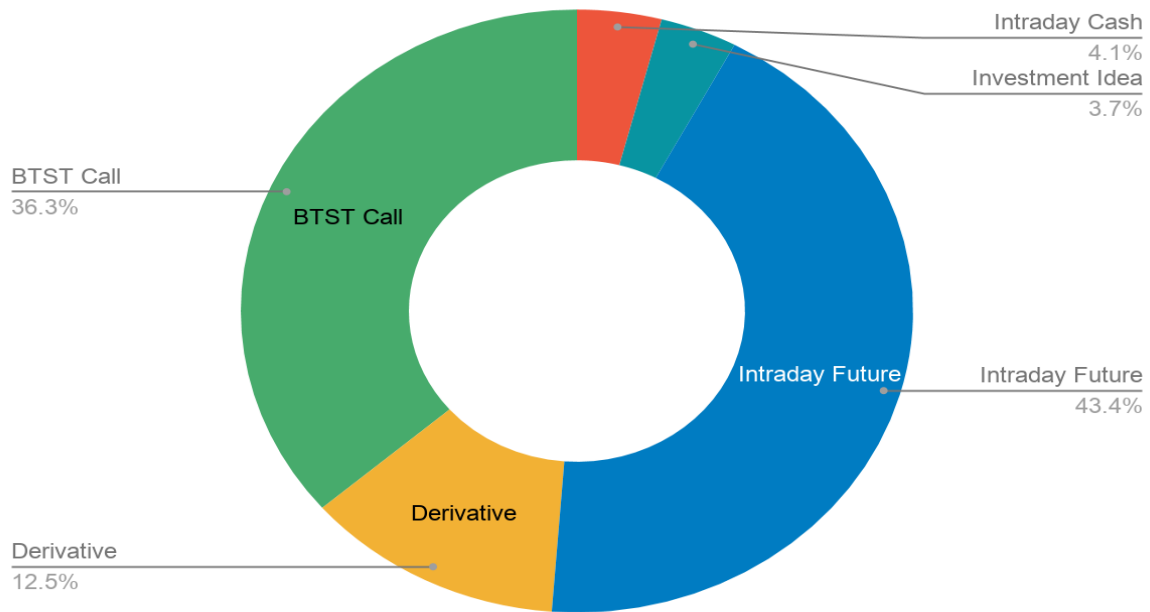


Equity Technical Calls Performance Dashboard- May-2019

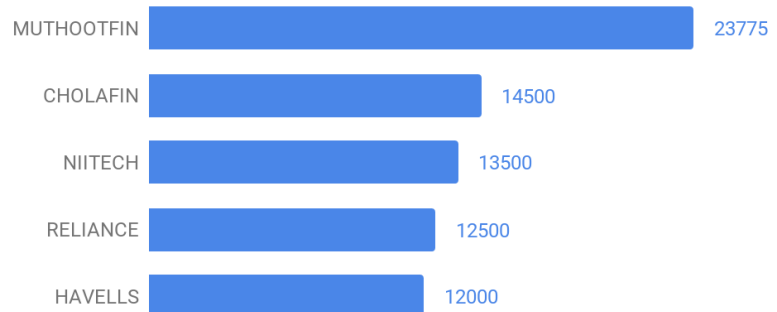
Product	Profit	Loss	Net Profit	Positive Trade	Negative Trade	Max Gain	Max Loss	Winning Ratio	Losing Ratio
Intraday Cash	31328	-7218	24110	22	5	3761	-1940	81%	19%
Investment Idea	28613	0	28613	1	0	28613	0	100%	0%
Intraday Future	335070	-227001	108069	57	29	23775	-16000	66%	34%
Derivative	96364	-96191	173	18	9	17600	-30000	67%	33%
BTST Call	280225	-147269	132956	43	16	22400	-18300	73%	27%
Total	771600	-477679	293921	141	59				



Future Segment top 5 Gainers

Scrip name	(AMT in Rs.)
MUTHOOTFIN	23775
CHOLAFIN	14500
NIITECH	13500
RELIANCE	12500
HAVELLS	12000


Future Segment Top 5 Gainers



BTST CALLs Top 5 Gainers

Scrip name	(AMT in Rs.)
NCC	22400
MANAPPURAM	20400
TITAN	19125
INDIGO	16500
BANKBARODA	12000

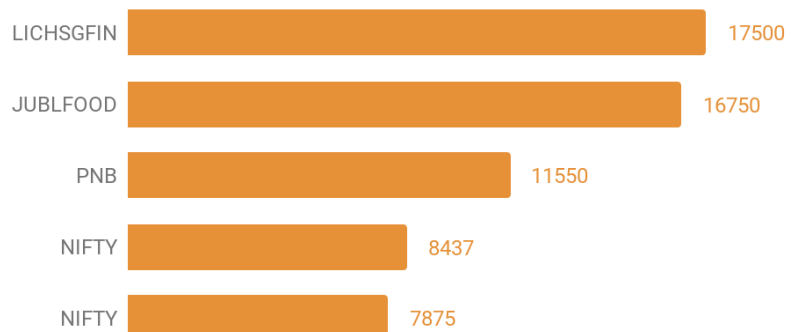
BTST CALLs Top 5 Gainers



Derivative Call Top 5 Gainers

Scrip name	(AMT in Rs.)
LICHSGFIN	17500
JUBLFOOD	16750
PNB	11550
NIFTY	8437
NIFTY	7875

Derivative Call Top 5 Gainers



Intraday Future

Date	Scripts	Indication	CMP	Stop loss	Targets	Exit	Total P&L (RS.)*
02.05.2019	DLF	SELL	171.35	174.5	165.5	174.5	-8190
02.05.2019	AXISBANK	BUY	770.5	765	784	773.5	3600
02.05.2019	DCBBANK	BUY	213.15	210.55	217.5	214.1	4275
03.05.2019	JUSTDIAL	BUY	591.75	586	602	586	-8050
06.05.2019	INFY	BUY	719.5	713	732	724.5	6000
06.05.2019	WIPRO	BUY	294	291.3	299	292.9	-3520
06.05.2019	BANKNIFTY	SELL	29795	29942	29550	29750	900
07.05.2019	RAMCOCEM	BUY	779.3	771	793	771	-6640
07.05.2019	BIOCON	BUY	553.4	545	568	559	5040
07.05.2019	NIFTY	SELL	11662.5	11724	11560	11560	7688
08.05.2019	ICICIBANK	BUY	391	386.5	398	386.5	-6188
08.05.2019	MCDOWELL-N	BUY	529.5	523	541.5	534	5625
08.05.2019	WOCKPHARMA	SELL	397.2	402	389	392.65	4095
08.05.2019	BEL	SELL	86.1	87.95	83	87.95	-11100
08.05.2019	RELIANCE	SELL	1327	1349.2	1290	1302	12500
09.05.2019	CANBK	BUY	260.5	257.2	266	257.2	-6600
10.05.2019	NIFTY	SELL	11317.5	11370	11230	11370	-3938
10.05.2019	DABUR	BUY	371.4	366.2	380.2	373.45	2563
10.05.2019	HDFC	BUY	1939	1918	1974	1946.2	3600
10.05.2019	UPL	BUY	959	949.4	975	965	3600
10.05.2019	BALKRISIND	BUY	844.75	837.4	857	844.75	0
10.05.2019	RBLBANK	BUY	668	661	679.6	677	10800
10.05.2019	BANKBARODA	BUY	113.2	111	117.4	114.5	5200
13.05.2019	TECHM	BUY	814.5	804	833	820	6600
13.05.2019	BAJFINANCE	BUY	2954.5	2929	2995	2929	-6375
13.05.2019	MUTHOOTFIN	SELL	563.85	573.4	548	548	23775
13.05.2019	AXISBANK	BUY	744	734.4	760	734.4	-11520
13.05.2019	APOLLOHOSP	SELL	1178	1192	1154	1192	-7000
13.05.2019	HDFCBANK	BUY	2305.8	2282.75	2344.3	2319.7	3475
13.05.2019	ONGC	SELL	166.9	169.8	163.5	164.4	9375
14.05.2019	INDIGO	BUY	1566	1550	1595	1576	6000
14.05.2019	MUTHOOTFIN	SELL	565.75	576.4	548	576.4	-15975
14.05.2019	CANBK	SELL	242.75	246.8	236	246.8	-8100

Intraday Future

Date	Scripts	Indication	CMP	Stop loss	Targets	Exit	Total P&L (RS.)*
14.05.2019	PVR	SELL	1704.5	1725	1670	1725	-8200
14.05.2019	ARVIND	BUY	75.55	73.5	79	73.5	-4100
15.05.2019	HINDPETRO	BUY	273.25	268	281.75	268	-11025
15.05.2019	UBL	BUY	1369.5	1355	1395	1377	5250
15.05.2019	INFY	BUY	717.3	711	728	721.4	4920
15.05.2019	NCC	BUY	93.8	91.8	97	91.8	-16000
15.05.2019	ICICIBANK	BUY	384.2	380	391.2	380	-5775
15.05.2019	HDFC	BUY	1975.5	1960	2006	1983	3750
16.05.2019	BALKRISIND	SELL	794.5	806	775	789.5	4000
16.05.2019	WIPRO	BUY	286	283	291	287.4	4480
16.05.2019	NTPC	BUY	125	123	128.3	126.3	6240
16.05.2019	ONGC	BUY	164	162	167.1	166.25	8438
16.05.2019	RAMCOCEM	SELL	721.5	731	705	731	-7600
16.05.2019	TITAN	BUY	1173	1158	1198	1188	11250
17.05.2019	HAVELLS	BUY	729.2	719	748	741.2	12000
17.05.2019	TATASTEEL	SELL	462.75	471	449	469.4	-7056
17.05.2019	TVSMOTOR	BUY	468.25	461.2	480	461.2	-7050
17.05.2019	BANKNIFTY	BUY	29065	28924	29300	29300	4700
20.05.2019	BANKNIFTY	BUY	30250	30065	30560	30560	6200
20.05.2019	ICICIBANK	BUY	408.75	402	420	411.75	4125
20.05.2019	MFSL	BUY	416.75	411	427	420.2	4140
20.05.2019	BANKBARODA	BUY	122.15	119.25	127	123.4	5000
21.05.2019	LUPIN	BUY	762.4	750	783	768.5	4270
21.05.2019	RELIANCE	BUY	1350	1329	1385	1358	4000
21.05.2019	AUROPHARMA	BUY	679	672.2	690.35	672.2	-6800
21.05.2019	BANKNIFTY	BUY	30845	30662	31150	30662	-3660
21.05.2019	RBLBANK	SELL	672.2	680	655	667	6240
21.05.2019	AMBUJACEM	BUY	227	224.3	232.4	224.3	-6750
22.05.2019	ESCORTS	BUY	601	592	618	592	-9900
22.05.2019	INFY	BUY	715	706	730	718	3600
22.05.2019	TCS	BUY	2121	2095	2166.5	2095	-6500

Intraday Future

Date	Scripts	Indication	CMP	Stop loss	Targets	Exit	Total P&L (RS.)*
22.05.2019	BPCL	BUY	387.5	382.7	395.5	382.7	-8640
24.05.2019	RELIANCE	SELL	1333	1353.2	1300	1318.5	7250
24.05.2019	CHOLAFIN	BUY	1441	1420	1470	1470	14500
24.05.2019	MFSL	BUY	418.75	415.8	427	427	9900
24.05.2019	UJJIVAN	BUY	345	340	353.4	347.9	4640
24.05.2019	AXISBANK	BUY	792.05	784	805.35	795.5	4140
27.05.2019	KOTAKBANK	BUY	1510	1490	1545	1520	4000
27.05.2019	BAJFINANCE	BUY	3465	3421	3541	3484	4750
27.05.2019	NIFTY	BUY	11925	11862	12030	11952	2025
28.05.2019	WIPRO	BUY	281	278	286	282.6	5120
28.05.2019	NIFTY	SELL	11905	11962	11810	11865	3000
28.05.2019	M&MFIN	BUY	412	407.7	419.2	414.8	3500
29.05.2019	TECHM	BUY	741	733	757	745	4800
29.05.2019	BANKNIFTY	SELL	31465	31624	31200	31415	1000
29.05.2019	JINDALSTEL	SELL	164	167.5	158.8	162.4	3600
29.05.2019	AMBUJACEM	SELL	235.65	238.5	230.5	234	4125
29.05.2019	RELIANCE	BUY	1328.5	1314	1356.6	1314	-7250
30.05.2019	NIITTECH	BUY	1287.5	1278	1310	1305.5	13500
30.05.2019	M&MFIN	BUY	422	416	432	424.8	3500
31.05.2019	TORNTPHARM	BUY	1575	1560	1600	1560	-7500

*Investment Minimum 1 Lots

Total Profit: 335070/-

Total Loss : 227001/-

Net Profit: 108069/-

Intraday Cash

Date	Scripts	Indication	CMP	Stop loss	Targets	Exit	Total P&L (RS.)*
03.05.2019	JUBLFOOD	BUY	1356	1329.7	1400	1329.7	-1940
07.05.2019	ITI	BUY	89.1	87.4	93	90.4	1459
09.05.2019	BRITANNIA	BUY	2676	2646.5	2725	2689.8	516
10.05.2019	GRUH	BUY	308.2	301.2	320	306.2	-649
14.05.2019	INTELLECT	BUY	224.2	220.3	231.3	226.15	870
14.05.2019	RELIANCE	BUY	1245.5	1227	1275	1267.5	1766
15.05.2019	J&KBANK	BUY	54.2	52	57.3	55	1476
15.05.2019	FEDRALBANK	BUY	98.45	96.5	102	97.4	-1067
16.05.2019	HINDALCO	BUY	192.5	189.6	197.3	194.55	1065
24.05.2019	NCC	BUY	112.45	109.15	118	113.6	1023
27.05.2019	NCL INDUSTRIES	BUY	156.25	151.6	164	158	1120
27.05.2019	DALMIA BHARAT	BUY	125.75	121.6	132.8	127.1	1074
29.05.2019	GSFC	BUY	105.6	103.9	108.4	108.4	2652
30.05.2019	RBLBANK	BUY	692.05	682.5	708	697	715
30.05.2019	BANDHANBANK	BUY	596.5	588	612	600.5	671
30.05.2019	CDSL	BUY	229.55	225.5	237.5	233	1503
31.05.2019	NOCIL	BUY	135.6	133.4	139.2	136.9	959
31.05.2019	TRIDENT	BUY	69.6	67.85	72.5	70.3	1006
31.05.2019	HEROMOTOR	BUY	2756.5	2705	2800	2705	-1868
31.05.2019	IBREALEST	BUY	127.2	123.75	133	128.25	825
31.05.2019	GSPL	BUY	191.6	189.6	194.8	195.1	1827
31.05.2019	PURVANKARA	BUY	84.35	82.15	88	86.4	2430
31.05.2019	SHALPAINTS	BUY	90.4	87.4	95.7	93.8	3761
31.05.2019	NTPC	BUY	135.7	133.4	139.5	133.4	-1695
31.05.2019	JUSTDIAL	BUY	751.75	737.8	775	773	2827
31.05.2019	MANAPPURAM	BUY	136.5	134	141.2	137.7	879
31.05.2019	WALCHAND	BUY	99.4	96.05	105	100.3	905

*Investment Minimum 1 Lacks

Total Profit: 31328/-

Total Loss : 7218/-

Net Profit: 24110/-

BTST CALLs

Date	Scripts	Indication	CMP	Stop loss	Targets	Exit	Total P&L (RS.)*
30.04.2019	INDIGO	BUY	1516.5	1500	1544	1544	16500
30.04.2019	PETRONET	BUY	243	240.4	247.3	240.4	-7800
30.04.2019	UJJIVAN	BUY	328.15	324	335.2	324	-6640
02.05.2019	KSCL	BUY	455.75	450	465	450	-8625
03.05.2019	JSWSTEEL	BUY	311	306.5	319	306.5	-6750
06.05.2019	LUPIN	BUY	872.5	860	894	877	3150
07.05.2019	HAVELLS	SELL	744.2	751.2	730	740.6	3600
07.05.2019	BANKBARODA	SELL	114.8	116.6	111.8	111.8	12000
07.05.2019	ADANIENT	SELL	123.375	126	119	120.8	10300
07.05.2019	DCBBANK	SELL	212.75	215.6	208	211.1	7425
08.05.2019	SRF	SELL	2497	2520	2450	2450	11750
08.05.2019	TATAMOTORS	SELL	186.15	190.3	179.6	183.6	5100
08.05.2019	RECLTD	SELL	139	141	135	137.35	9900
09.05.2019	AXISBANK	SELL	735.75	745.2	720	732.75	3600
09.05.2019	SBIN	SELL	300.3	304.1	293.5	298	6900
13.05.2019	NCC	SELL	91.9	94.25	88	89.1	22400
13.05.2019	TITAN	BUY	1151	1142	1170	1142	-6750
13.05.2019	GAIL	SELL	334.15	339.4	325.5	332.5	4400.55
13.05.2019	BANKBARODA	SELL	106.6	110	101	105.65	3800
13.05.2019	BANKINDIA	SELL	80.65	82.85	77	79.65	6000
14.05.2019	JSWSTEEL	BUY	281.3	278	286.6	283.65	3525
14.05.2019	ADANIPORTS	BUY	373.45	368	383.7	375.75	5750
14.05.2019	BHARATFORG	BUY	458.75	453	468.7	462	3900
15.05.2019	SRTRANSFIN	BUY	1032.5	1019	1057.8	1019	-8100
16.05.2019	AXISBANK	BUY	729.5	719.5	746.2	732.8	3960
16.05.2019	ICICIBANK	BUY	384	379	392.3	386.7	3712.5
16.05.2019	MANAPPURAM	BUY	120.9	118.9	124.3	124.3	20400
16.05.2019	ZEEL	BUY	345	340	353.3	353.35	10855
16.05.2019	BEML	BUY	843	828	870	849.4	4480
17.05.2019	AMBUJACEM	BUY	217.65	213.9	224	219.05	3500
17.05.2019	BHARTIARTL	BUY	329	325.7	334.5	334.5	10180.5
20.05.2019	BANKNIFTY	BUY	30690	30499	31000	30770	1600

BTST CALLs

Date	Scripts	Indication	CMP	Stop loss	Targets	Exit	Total P&L (RS.)*
20.05.2019	RECLTD	BUY	146.85	143.8	152	143.8	-18300
20.05.2019	HAVELLS	BUY	755.25	746.4	770	759.8	4550
20.05.2019	ASIANPAINT	BUY	1371.95	1358.25	1394.95	1378	3630
20.05.2019	ITC	BUY	301.6	298	308.7	303.7	5040
21.05.2019	L&TFH	SELL	124.5	126	122	123.75	3375
21.05.2019	JSWSTEEL	SELL	278.9	285.25	268	276.05	4275
21.05.2019	HDFC	SELL	2113.5	2150	2056.3	2106	3750
21.05.2019	APOLLOTYRE	SELL	181.7	183.9	178.5	180.5	3600
22.05.2019	NIFTY	SELL	11747.5	11836	11600	11836	-6637.5
23.05.2019	TATASTEEL	SELL	473.25	480.6	461	469.75	3713.5
23.05.2019	TITAN	SELL	1228.5	1243	1203	1203	19125
23.05.2019	HDFC	SELL	2141.5	2168	2098.5	2133	4250
23.05.2019	BANKNIFTY	SELL	30560	30745	30250	30500	1200
23.05.2019	NIFTY	SELL	11695	11775	11560	11663	2400
23.05.2019	RELIANCE	SELL	1345.5	1306.5	1368	1336	4750
23.05.2019	SUNPHARMA	SELL	414	420	404	417.1	-3410
24.05.2019	ICICIBANK	BUY	425.3	420.1	434	428.2	3987.5
24.05.2019	TATAMOTORS	BUY	188	180	183	180	-16000
24.05.2019	BANKNIFTY	BUY	31185	30995	31500	31500	6300
27.05.2019	TITAN	BUY	1230	1218	1252	1235	3750
27.05.2019	DCBBANK	BUY	233.3	230.4	238.3	230.4	-13050
27.05.2019	ICICIBANK	BUY	435.75	428	446	428	-10656.25
27.05.2019	ONGC	BUY	174.8	172.5	178.8	172.5	-8625
29.05.2019	NIFTY	SELL	11845	11920	11720	11920	-5625
29.05.2019	BANKINDIA	SELL	96.1	97.4	94	97.4	-7800
30.05.2019	MFSL	BUY	457.3	450	470.7	460.5	3840
31.05.2019	ADANI PORTS	BUY	416	411	424.5	411	-12500

*Investment Minimum 1 Lot

Total Profit:280225/-

Total Loss : 147269/-

Net Profit: 132956/-

Derivative Strategy

Date	Particulars	Yes/No	Total P&L (RS)*.
30.04.2019	Derivative call : We recommend to buy Banknifty (30000) CALL Weekly (02-May-19) near to 63 tgt 140 sl 16.5	Yes	440
02.05.2019	Derivative call : We recommend to buy YES BANK (190) CALL near to 8.60 tgt 20 sl 1.70	Yes	2012.5
02.05.2019	Derivative call : We recommend to buy Ashok Ley (100) CALL near to 1.40 - 1.50 tgt 4 sl 0.05	Yes	1600
02.05.2019	Derivative strategy :Covered Call Strategy :ZEEL : We recommend to Buy Zeel may Future near 435 and write(Sell) April (460) Call near 16.45 keep Sl 410 Maximum Gain is 41.45 While maximum loss is restricted to 8.55 at stop loss.	No	-11115
03.05.2019	Derivative call: We recommend to buy TVSMOTOR (490) call near 13.50-14 tgt 32 sl 3	YES	2650
03.05.2019	Paired Trading Strategy : We recommend to Sell 2 Lot of HDFCBANK (MAY) future near 2369.50 and Buy 1 Lot of HDFC (MAY) Future near 2027.50. currently, total spread between both is 342. target of spread is 304 and keep sl of spread at 363.	No	-16000
06.05.2019	Derivative call: We recommend to buy TATASTEEL (560) call near 14.80-15.20 tgt 31 sl 5	No	-10610
07.05.2019	Derivative strategy :Covered Call Strategy :LT : We recommend to Buy LT may Future near 1376 and write(Sell) May (1440) Call near 23.85 keep Sl 1330 Maximum Gain is 87.85 While maximum loss is restricted to 22.15 at stop loss	No	-8306.25
08.05.2019	Derivative Call : We recommend to buy Banknifty (29500) CALL (09-May-2019) near to 68 - 72 tgt 150 sl 22	No	-960
08.05.2019	Derivative Call : We recommend to buy Rel Capital (100) Put near to 9.20 tgt 20 sl 2.80	YES	1650
09.05.2019	Derivative call : We recommend to buy BATAINDIA (1400) CALL near to 34-34.40 tgt 61.50 sl 18	YES	3740
10.05.2019	Derivative strategy : SBIN : We recommend to sell SBIN (320) PUT near 24.00 and Sell SBIN (280) CALL near to 27.00. total inflow will be 51.00. target is 35.00 and keep sl of 61. maximum profit is 16.00 at Target level while loss is restricted to 10.00 at stop loss level.	No	-30000
13.05.2019	Derivative call : We recommend to buy PNB (75) PUT near to 2.30 tgt 6.00 tgt 0.05	YES	2100
14.05.2019	Derivative call: We recommend to buy LICHSGFIN call (490) near 14 tgt 30 sl 4	YES	17600
14.05.2019	Derivative call : We recommend to buy VEDL (170) CALL near to 4.20 tgt 10.00 sl 0.75	YES	2645

Derivative Strategy

Date	Particulars	Yes/No	Total P&L (RS)*.
15.05.2019	Derivative call: We recommend to buy CESC call (700) near 10.50 tgt 21.35 sl 4	Yes	5967.5
15.05.2019	Derivative strategy :Covered Call Strategy :BIOCON : We recommend to Buy Biocon Future near 535.40 and write(Sell) May (560) Call near 10 keep Sl 514 Maximum Gain is 34.60 While maximum loss is restricted to 11.40 at stop loss	No	-10260
17.05.2019	Derivative call : We recommend to buy JUBLFOOD (1300) CALL near to 34-35 tgt 68 sl 15	YES	16750
17.05.2019	Derivative Call : We recommend to buy Nifty (11800) CALL near to 115 - 120 tgt 230 sl 50	YES	8437.5
20.05.2019	Derivative call : We recommend to buy NIFTY (11800) (30-may-2019) CALL near to 174 - 176 tgt 280 sl 115	YES	7875
29.05.2019	Expiry Call : We recommend to sell PNB (82.50) CALL (30-May-2019) near to 1.80 - 1.60 tgt 0.05 sl 2.70	YES	11550
29.05.2019	Derivative call: We recommend to sell Wipro(290) May Put near 3.25 tgt 0.05 sl 5.15	YES	2240
29.05.2019	Expiry Call : We recommend to BUY BANKNIFTY (31100) PUT (30-May-2019) near to 48-50 tgt 120 sl 7	NO	-840
30.05.2019	Expiry Call : We recommend to sell Tata Steel (480) CALL (30-MAY-2019) near to 9.30 - 9.60 tgt 0.50 sl 14.85	YES	1856.75
30.05.2019	Expiry Call : We recommend to sell TVSMOTOR (480) CALL (30-MAY-2019) near to 5.70 tgt 0.05 sl 9	YES	5250
30.05.2019	Expiry Call : We recommend to sell SBIN (345) CALL (30-may-2019) near to 4.90 - 5.10 tgt 0.50 sl 7.70	NO	-8100
31.05.2019	Derivative call: We recommend to buy Bank nifty (31300) Put (06 June expiry) near 140 tgt 240 sl 80.	YES	2000

*Investment Minimum 1 Lot

Total Profit: 96364/-

Total Loss : 96191/-

Net Profit: 173/-

Investment Idea

Date	Scripts	Indication	CMP	Stop loss	Targets	Exit	Total P&L (RS.)*
06.05.2019	MARUTI (FUT)	BUY	6737.50	6505	7120	7120	28612.50

***Investment Minimum 1 Lacks in Cash
Investment Minimum 1 Lot in F&O**

Total Profit: 28612.50/-

Total Loss : 0/-

Net Profit: 28612.5/-