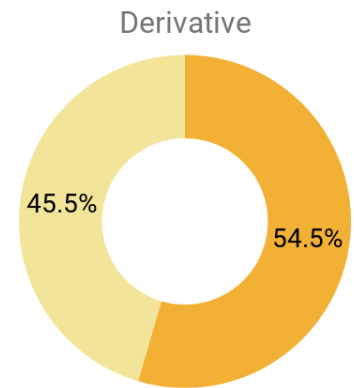
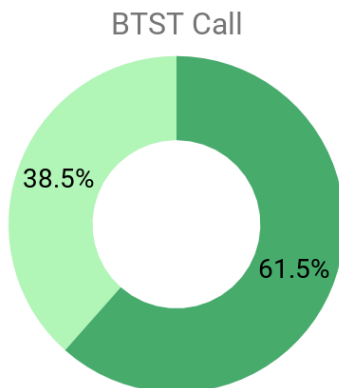
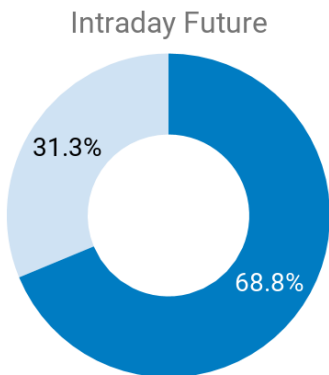
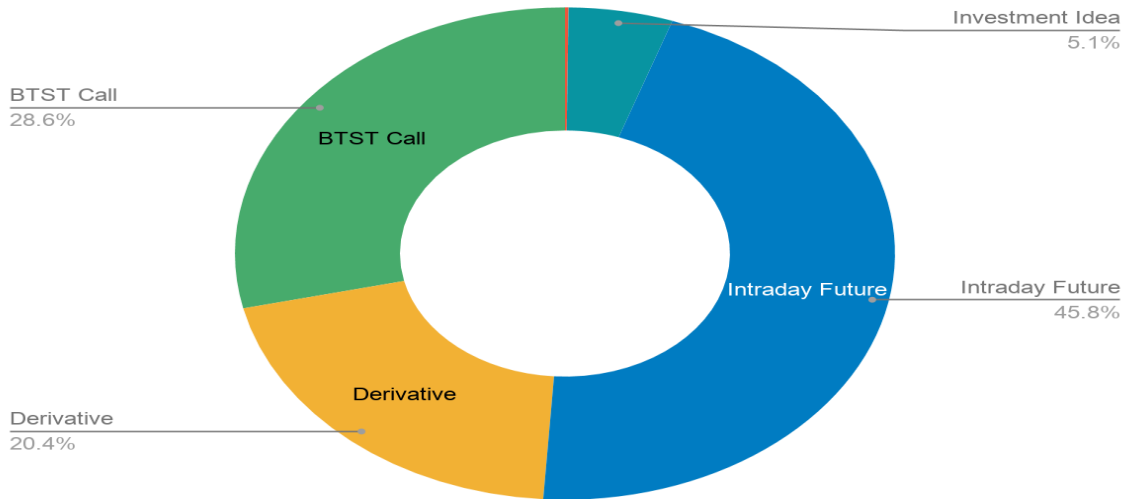


Equity Technical Calls Performance Dashboard- July-2019

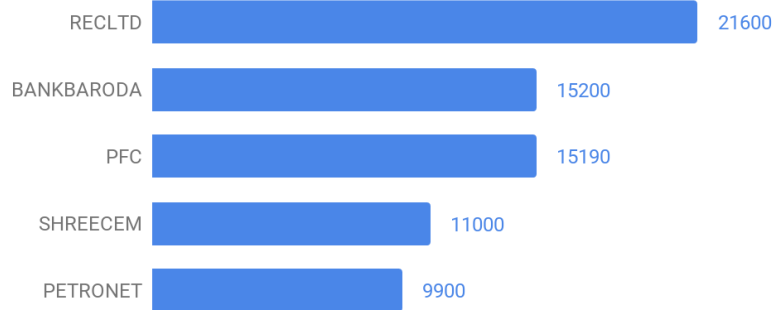
Product	Profit	Loss	Net Profit	Positive Trade	Negative Trade	Max Gain	Max Loss	Winning Ratio	Losing Ratio
Intraday Future	281715	-148243	133473	55	25	21600	-12600	69%	31%
Investment Idea	31408	-17005	14403	3	2	14117	-9284	60%	40%
Intraday Cash	1085	-12058	-10974	2	5	1045	-3590	29%	71%
Derivative	125408	-72974	52435	18	15	15680	-11760	55%	45%
BTST Call	175871	-114584	61287	24	15	20400	-14100	62%	38%
Total	615487	-364864	250623	102	62				



Future Segment top 5 Gainers

Scrip name	(AMT in Rs.)
RECLTD	21600
BANKBARODA	15200
PFC	15190
SHREECEM	11000
PETRONET	9900

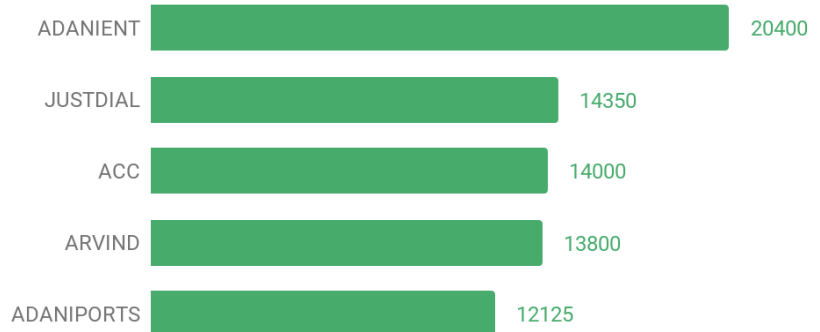
Future Segment Top 5 Gainers



BTST CALLs Top 5 Gainers

Scrip name	(AMT in Rs.)
ADANIENT	20400
JUSTDIAL	14350
ACC	14000
ARVIND	13800
ADANIPOINTS	12125


BTST CALLs Top 5 Gainers



Derivative Call Top 5 Gainers

Scrip name	(AMT in Rs.)
WIPRO	15680
BHARATIARTL	15455
AXISBANK	13140
TITAN	12000
ITC	10320

Derivative Call Top 5 Gainers



Intraday Future

Date	Scripts	Indication	CMP	Stop loss	Targets	Exit	Total P&L (RS.)*
01.07.2019	RBLBANK	BUY	639	632	651	643.7	5640
01.07.2019	ASIANPAINT	BUY	1373	1360	1395.8	1362.3	-6420
02.07.2019	NIFTY	SELL	11897.5	11934	11835	11877.5	1500
02.07.2019	DIVISLAB	BUY	1622	1606	1650	1606	-6400
02.07.2019	APOLLOTYRE	SELL	196.25	198.5	190.5	194.6	4950
02.07.2019	ONGC	BUY	163.9	162	167	164.9	3750
02.07.2019	RBLBANK	BUY	644.2	637	651	651	8160
02.07.2019	RECLTD	BUY	164.4	162.9	168	168	21600
03.07.2019	JSWSTEEL	BUY	274	271	279	277.3	4950
03.07.2019	ZEEL	BUY	359.4	355.2	369	364	5980
04.07.2019	M&M	BUY	664.75	661.5	670.1	669	4250
04.07.2019	ICICIBANK	BUY	439.35	436	448	442.45	4262
04.07.2019	ARVIND	BUY	68.35	67.5	71.5	69.2	5100
04.07.2019	PVR	BUY	1701.5	1686	1731	1694.85	-2660
05.07.2019	ESCORTS	BUY	573	569	583	569	-4400
08.07.2019	NIFTY	BUY	11703	11656	11780	11656	-3525
08.07.2019	PFC	SELL	128.95	130.35	126.5	126.5	15190
08.07.2019	INDIGO	SELL	1568.5	1586	1540	1562.5	3600
09.07.2019	DLF	BUY	181.95	179.55	186	183.2	3250
09.07.2019	PFC	SELL	125.45	127.05	122.8	127.05	-9920
09.07.2019	BEL	BUY	105.2	103.5	108	106.5	7800

Intraday Future

Date	Scripts	Indication	CMP	Stop loss	Targets	Exit	Total P&L (RS.)*
10.07.2019	HDFC	BUY	2224.5	2198	2262	2232	3750
10.07.2019	APOLLOTYRE	SELL	183.8	186.2	179.8	183.9	-300
10.07.2019	AMARAJABAT	BUY	642.75	633.7	661	633.7	-6335
11.07.2019	RAMCOCEM	SELL	782.5	790	770	774	6800
11.07.2019	UJJIVAN	SELL	278	282.6	270.3	282.6	-7360
11.07.2019	BEL	BUY	104.55	102.9	107.3	102.45	-12600
11.07.2019	RBLBANK	BUY	636.5	628.5	647.5	633.35	-3780
11.07.2019	EXIDEIND	BUY	201.3	199.4	204.8	203.75	4900
12.07.2019	CESC	BUY	791.5	785	803.7	785	-3575
12.07.2019	CANBK	BUY	282.2	279	287.6	284	3600
12.07.2019	ENGINERSIN	BUY	111.3	109.2	114.8	109.2	-8610
15.07.2019	APOLLOTYRE	SELL	182.5	185	178	181.2	3900
15.07.2019	LT	SELL	1442	1463.5	1406	1432.5	3563
15.07.2019	COALINDIA	SELL	229.2	232.9	223	230.05	-1870
16.07.2019	MFSL	BUY	419.25	411.9	431.5	422.2	3540
16.07.2019	PETRONET	BUY	248.7	246.7	252	252	9900
16.07.2019	BANKBARODA	SELL	121.8	123.4	118.6	120.8	4000
16.07.2019	LICHSGFIN	BUY	539.25	532	552	548	9625
16.07.2019	NMDC	BUY	114.6	113	118.15	115.2	3600
16.07.2019	DIVISLAB	BUY	1636.75	1619	1671	1648	4500
17.07.2019	HEXAWARE	BUY	363	359	370	365.6	3900
17.07.2019	JUSTDIAL	BUY	732.5	724	746.7	726	-9100
17.07.2019	VEDL	BUY	168.7	166.45	172.5	169.15	1035
18.07.2019	UPL	BUY	663.25	656	676	667.9	2790

Intraday Future

Date	Scripts	Indication	CMP	Stop loss	Targets	Exit	Total P&L (RS.)*
18.07.2019	NIITTECH	BUY	1326	1317	1344	1331.4	4050
18.07.2019	TECHM	BUY	675.2	670	684.3	678.3	3720
18.07.2019	JSWSTEEL	SELL	265.85	269.65	259.5	266.8	-1425
19.07.2019	HEROMOTOCO	SELL	2480	2507	2434	2434	9200
19.07.2019	MINDTREE	BUY	703.5	693	722	693	-6300
19.07.2019	NCC	BUY	82.2	81.05	84.15	82.65	3600
19.07.2019	TATAGLOBAL	SELL	248.85	251.55	244.3	247.5	3037
22.07.2019	INFY	BUY	789.5	784	803	784	-6600
22.07.2019	DABUR	BUY	425.8	419.5	436.6	419.5	-7875
22.07.2019	BIOCON	BUY	243.25	238	252	245.3	1845
22.07.2019	LICHSGFIN	SELL	516	522	506	512.8	3520
23.07.2019	ADANIENT	BUY	133	130	138	133.9	3600
23.07.2019	NTPC	BUY	129.65	128	132.3	130.45	3840
23.07.2019	BANKBARODA	SELL	116.8	118.7	113	113	15200
24.07.2019	DIVISLAB	SELL	1606.5	1621	1580	1597.75	3500
24.07.2019	KOTAKBANK	BUY	1499	1484	1526	1508	3600
24.07.2019	BANKBARODA	SELL	112.1	114.5	107.8	111	4400
25.07.2019	HDFC	BUY	2207	2184	2245	2215	4000
25.07.2019	ICICIBANK	BUY	411.2	408	417.5	414.3	4263
25.07.2019	RELIANCE	BUY	1264.5	1251	1288	1251	-6750
25.07.2019	HAVELLS	SELL	696.6	703	686	692	4600
26.07.2019	RBLBANK	BUY	464	455	479	467	3600
26.07.2019	AXISBANK	BUY	729	721	742	732	3600
26.07.2019	BANKNIFTY	BUY	29272.5	29148	29480	29480	4150
26.07.2019	DLF	BUY	179	176.5	183.6	180.3	3380

Intraday Future

Date	Scripts	Indication	CMP	Stop loss	Targets	Exit	Total P&L (RS.)*
26.07.2019	L&TFH	BUY	105.3	103.55	108.2	106.1	3600
26.07.2019	SHREECEM	BUY	21280	21080	21640	21500	11000
29.07.2019	RELIANCE	SELL	1205.5	1220.75	1180	1220.75	-7625
29.07.2019	YESBANK	SELL	91.9	95.15	86.5	95.15	-5688
29.07.2019	ADANIENT	SELL	128.2	130.1	125	128.95	-3000
30.07.2019	TATAGLOBAL	BUY	258.5	255	265	255	-7875
31.07.2019	NIFTY	SELL	11067.5	11129	10965	11041.5	1950

*Investment Minimum 1 Lots

Total Profit: 281715/-

Total Loss : 148243/-

Net Profit: 133473/-

Intraday Cash

Date	Scripts	Indication	CMP	Stop loss	Targets	Exit	Total P&L (RS.)*
09.07.2019	SBILIFE	BUY	758.6	745	785	759	39.54653
15.07.2019	ICICI LOMBARD	BUY	1087	1064.8	1124	1064.8	-2134.31
17.07.2019	SPARC	BUY	146.6	143.1	152.4	143.1	-2523.87
25.07.2019	KEC-INTERNATTIONAL	BUY	315.8	310.5	326	319.3	1044.965
25.07.2019	J&K BANK	BUY	39	37.7	42.2	37.7	-3589.74
30.07.2019	LTI (L&T INFOTECH)	BUY	1535.5	1511	1576	1511	-1628.13
31.07.2019	IBVENTURES	BUY	231.4	226.45	239.7	226.45	-2182.37

*Investment Minimum 1 Lacks

Total Profit: 1084.50/-

Total Loss : 12058/-

Net Profit: -10974/-

BTST CALLS

Date	Scripts	Indication	CMP	Stop loss	Targets	Exit	Total P&L (RS.)*
01.07.2019	JUSTDIAL	BUY	730.75	724.6	741	741	14350
01.07.2019	PNB	BUY	80.9	79.8	84	81.45	3850
01.07.2019	AUROPHARMA	BUY	619.85	612	633.4	612	-7850
02.07.2019	MANAPPURAM	SELL	136.55	138	134	138	-8700
03.07.2019	ADANIENT	BUY	155.9	154	161	161	20400
04.07.2019	TATACHEM	BUY	622.5	618	635	618	-3375
04.07.2019	HINDUNILVR	BUY	1802	1786	1835	1816	4200
05.07.2019	MUTHOOTFIN	BUY	636.25	629.9	652	629.9	-9525
05.07.2019	ARVIND	SELL	67.3	68.65	65	65	13800
05.07.2019	BRITANNIA	SELL	2829	2858	2780	2800	5800
09.07.2019	SBIN	BUY	360.9	358.15	365.5	362.15	3750
10.07.2019	AMBUJACEM	SELL	210.25	213	205	208.8	3625
11.07.2019	UPL	BUY	638.25	632	650	632	-3750
11.07.2019	L&TFH	BUY	119.2	117.05	122.8	120.1	4050
11.07.2019	BHARTIARTL	BUY	362.45	358	371	358	-8237
11.07.2019	ONGC	BUY	153.1	150.5	157.5	150.5	-9750

BTST CALLs

Date	Scripts	Indication	CMP	Stop loss	Targets	Exit	Total P&L (RS.)*
12.07.2019	TORNTPHARM	BUY	1550.5	1535	1576	1558	3750
12.07.2019	RAMCOCEM	SELL	773.85	782.75	795	762.85	8800
15.07.2019	HAVELLS	BUY	716.35	709.5	730	725	8650
15.07.2019	HCLTECH	BUY	1030	1015	1055	1022.55	-5215
16.07.2019	ADANIPTS	BUY	415.15	410.2	423.5	420	12125
16.07.2019	BHARATFORG	BUY	467.3	461	478.15	474.5	8640
16.07.2019	AXISBANK	BUY	763	756	774.7	766.4	4080
17.07.2019	NIFTY	BUY	11674	11610.5	11780	11610.5	-4763
17.07.2019	TITAN	BUY	1113	1099	1136	1099	-10500
22.07.2019	ARVIND	BUY	57.8	56.2	60.5	58.5	4200
22.07.2019	HAVELLS	BUY	728	721	741	721	-7000
23.07.2019	ITC	BUY	270	267.4	274.3	271.7	4080
24.07.2019	POWERGRID	BUY	209	206.8	212.6	211.2	8800
25.07.2019	INFY	BUY	798.75	791	812.4	802.4	4380
25.07.2019	TECHM	BUY	656.75	648.2	669.6	648.2	-10260

BTST CALLs

Date	Scripts	Indication	CMP	Stop loss	Targets	Exit	Total P&L (RS.)*
26.07.2019	RAMCOCEM	BUY	751.5	744.3	763.4	744.3	-5760
26.07.2019	ASHOKLEY	BUY	74.7	73.25	77.15	73.25	-5800
30.07.2019	TATASTEEL	SELL	428.05	435.8	415	420	8541
30.07.2019	BALKRISIND	SELL	696	705	679	691	4000
30.07.2019	M&M	SELL	548.9	557.2	535	544.9	4000
31.07.2019	BANKINDIA	BUY	72.65	70.3	76.7	70.3	-14100

*Investment Minimum 1 Lot

Total Profit: 175871/-

Total Loss : 114584/-

Net Profit : 61267/-

Derivative Strategy

Date	Particulars	Yes/No	Total P&L (RS)*.
28.06.2019	Derivative call : We recommend to buy Rel Infra (40) PUT near to 2.40 - 2.70 tgt 5.00/8.00 sl 0.30	YES	5200
28.06.2019	Derivative call: We recommend to buy Ambuja cem (210) put near 4 - 4.30 tgt 9.30 sl 1	YES	3375
01.07.2019	Derivative strategy :Covered Call Strategy : ITC : We recommend to Buy ITC Future near 277.50 and write(Sell) July (290) Call near 2.30 keep SI 270 Maximum Gain is 14.80 While maximum loss is restricted to 5.2 at stop loss.	YES	10320
02.07.2019	Intraday Call : We recommend to buy Banknifty (31000) PUT (04-07-2019) near to 100 - 102 tgt 150/175 sl 75	NO	-520
02.07.2019	Derivative call : We recommend to buy Bhartiartl (360) call near 8.15 tgt 16.50 sl 3,	YES	15455.85
03.07.2019	Derivative strategy :Covered Call Strategy : ESCORTS : We recommend to Buy ESCORTS Future near 573.30 and write(Sell) July (600) Call near 11 keep SI 550 Maximum Gain is 37.7 While maximum loss is restricted to 12.30 at stop loss.	YES	6360
04.07.2019	Expiry Call : We recommend to buy Banknifty (31500) PUT (04-07-19) near to 55 - 58 tgt 82.5/105/140 sl 5.50	YES	970
04.07.2019	Derivative call : We recommend to buy Jublfood (1300) CALL near to 20.50 - 21.50 tgt 35/45 sl 9.00	NO	-6000
08.07.2019	Derivative call: We recommend to buy TITAN (1240) Put near 16 tgt 19.40/25.70/32 sl 6,	YES	12000
08.07.2019	Derivative call: We recommend to buy TECHM (680) Call near 12.70 tgt 14.80/21/27.40 sl 4	NO	-10440
08.07.2019	Derivative call : We recommend to buy IBULHSGFIN (640) PUT near to 21.50 - 22 tgt 26.15/30/35 sl 13.80	YES	10600
10.07.2019	Derivative strategy :Covered Call Strategy : TATAEXLSI : We recommend to Buy TATAEXLSI Future near 861 and write(Sell) July (900) Call near 11.40 keep SI 830 Maximum Gain is 50.40 While maximum loss is restricted to 19.60 at stop loss.	NO	-11760
10.07.2019	Derivative Call: We recommend to buy JSWSTEEL (250) Put near 3.80 - 4 tgt 5.25/9.45/13.60 sl 0.05	YES	2700
10.07.2019	Derivative Call: We recommend to buy AXISBANK (770) Put near 10-10.10 tgt 13/17/21 sl 5	YES	13140
10.07.2019	Derivative call : We recommend to buy HPCL (270) PUT near to 3.8 - 4.10 tgt 5.25/6.50/8.5 sl 1.35	NO	-5460
10.07.2019	Derivative call : We recommend to buy BANKNIFTY (30400) PUT (EXP:- 11-JULY-2019) near to 74 - 76 tgt 105/145/175 sl 20	NO	-1100
11.07.2019	Derivative call: We recommend to buy AUROPHARMA (630) Call near 10.20-10.50 tgt 13.60/18.45/23.30 sl 3	YES	3050
12.07.2019	Derivative call: We recommend to buy TITAN 1160 Call near 10.65 tgt 13.40/19.80/26.05 sl 2	NO	-6487.5

Derivative Strategy

Date	Particulars	Yes/No	Total P&L (RS)*.
16.07.2019	Derivative Call : We recommend to buy Glenmark (470) CALL near to 4.20 - 4.40 tgt 6.30/8.60/11.00 sl 0.30	NO	-4000
16.07.2019	Derivative Call : We recommend to buy BATAINIDA (1380) CALL near to 14.60-14.80 tgt 18.50/22.5/27 sl 8	NO	-3685
17.07.2019	Derivative call : We recommend to Sell Banknifty (30600) CALL (18-July-2019) near to 135 - 138 tgt 86/50/25 sl 202.50	YES	2230
18.07.2019	Derivative call :We recommend to buy Banknifty (30200) PUT (25-July-2019) near to 84 - 88 tgt 146/168/198 sl 18.80	YES	2240
19.07.2019	Derivative call : We recommend to buy NIFTY (11450) PUT (25-July-2019) near to 38 - 40 tgt 55/72/88 sl 11.20	YES	3675
22.07.2019	Derivative call : We recommend to buy Banknifty (28900) PUT (25-July-19) near to 100 - 104 tgt 152/185/200 sl 43.20	NO	-1176
22.07.2019	Derivative call : We recommend to buy SBIN (360)CALL (25-July-19) near to 3 - 3.10 tgt 3.90 / 5 / 8 sl 0.05	NO	-9000
23.07.2019	Derivative call : We recommend to buy NIFTY (11400)CALL (01.08.2019) near to 71-73 tgt 87 / 125 / 157.10 sl 20	NO	-3900
29.07.2019	Derivative call : We recommend to buy Banknifty (29700) CALL (01-Aug-2019) near to 55 - 58 tgt 107/157/180 sl 5.00	NO	-1030
29.07.2019	Derivative call : We recommend buy ACC (1500) PUT near to 29.00 - 30.00 tgt 34.50/39.00/45.50 sl 20.10	YES	3800
30.07.2019	Derivative call : We recommend to buy TCS (2180) Call near to 33.60-34 tgt 42/54/66 sl 15	YES	8050
31.07.2019	Derivative call : We recommend to buy Wipro (270) Call near to 3.65-3.85 tgt 4.50/6.40/8.65 sl 1	YES	15680
31.07.2019	Derivative call : We recommend to buy MCDOWELL-N (600) Call near to 11-11.50 tgt 12.85/14.45/16.50 sl 8.10	YES	6562.5
31.07.2019	Derivative call : We recommend to buy NIFTY (11200) CALL (01-08-2019) near to 7.00 - 7.50 tgt 22.10/32 sl 0.05	NO	-540
31.07.2019	Derivative call : We recommend to buy UPL (620) Call near to 14.60-14.90 tgt 17.30/24/30.50 sl 6	NO	-7875

*Investment Minimum 1 Lot

Total Profit: 125408/-

Total Loss : 72973/-

Net Profit: 52435/-

MSFL Disclaimer:

All information/opinion contained/expressed herein above by MSFL has been based upon information available to the public and the sources, we believe, to be reliable, but we do not make any representation or warranty as to its accuracy, completeness or correctness. Neither MSFL nor any of its employees shall be in any way responsible for the contents. Opinions expressed are subject to change without notice. This document does not have regard to the specific investment objectives, financial situation and the particular needs of any specific person who may receive this document. This document is for the information of the addressees only and is not to be taken in substitution for the exercise of judgment by the addressees. All information contained herein above must be construed solely as statements of opinion of MSFL at a particular point of time based on the information as mentioned above and MSFL shall not be liable for any losses incurred by users from any use of this publication or its contents. "For information only, not solicitation to trade, refer website disclaimer before trading"

Analyst Declaration:

We, **MSFL Research Team**, hereby certify that the views expressed in this report are purely our views taken in an unbiased manner out of information available to the public and believing it to be reliable. No part of our compensation is or was or in future will be linked to specific view/s or recommendation(s) expressed by us in this research report. All the views expressed herewith are our personal views on all the aspects covered in this report.

MSFL Investment Rating:

The ratings below have been prescribed on a potential returns basis with a timeline of up to 12 months. At times, the same may fall out of the price range due to market price movements and/or volatility in the short term. The same shall be reviewed from time to time by MSFL. The addressee(s) decision to buy or sell a security should be based upon his/her personal investment objectives and should be made only after evaluating the stocks' expected performance and associated risks.

Rating Expected Return**Key ratings:**

Buy	> 15%
Accumulate	5 to 15%
Hold	- 5 to 5%
Sell	< - 5%
Not Rated	-

SEBI Registration No.: INH000002186**Research Team:**

Sr. No.	Name	Designation	Mail Id
1	Krushndas Gondaliya	AVP	krushnadas.gondaliya@marwadionline.net
Technical Team			
1	Milan Kakkad	Asst. Manager	Milan.kakkad@msflibg.in
2	Meet Joshi	Sr. Research Analyst	Meet.joshi@msflibg.in
3	Rajesh Chovatiya	Research Analyst	Rajesh.chovatiya@msflibg.in
4	Narendra Sanchaniya	Research Associate	Narendra.sanchaniya@msflibg.in
5	Gopal Sarvaiya	Research Associate	Gopal.sarvaiya@msflibg.in
Fundamental Team			
1	Komal Maheshwari	Research Analyst	Komal.maheshwari@msflibg.in

Marwadi Shares & Finance Limited**Registered Office**

**Marwadi Financial Plaza, Nana Mava Main Road,
Off. 150 Ft. Ring Road, Rajkot – 360 005.
Tel : +91 281 7174000**